

**AMENDED**

**AGENDA**

Regular Meeting

BOARD OF TRUSTEES

STATE CENTER COMMUNITY COLLEGE DISTRICT

1525 E. Weldon Avenue

Fresno, CA 93704

4:30 p.m., December 7, 2004

- I. Call to Order
- II. Pledge of Allegiance
- III. Introduction of Guests
- IV. Swearing In of Board Members Tom Crow
- V. Approval of Minutes, Meeting of November 2, 2004
- VI. Delegations, Petitions, and Communications [see footnote, Page 3]
  - A. Special Recognition Tom Crow  
FCC Student Anthony Chacon and Frank Quintana  
Instructor Patrick Snowden
  - B. Special Recognition – Evelyn Fiorani William Smith
- VII. Organization of Board
  - A. Election of Officers and Adoption of Board Calendar [04-216] William Smith
  - B. Special Presentation
- VIII. Reports of Chancellor and Staff
  - A. PRESENTATIONS
    - 1. Chancellor's Report Tom Crow
    - 2. Academic Senate Report Maggie Taylor, FCC
    - 3. Classified Senate Report Jerry Neff, DO/FCC



XIII. Closed Session (continued)

C. CONFERENCE WITH REAL PROPERTY NEGOTIATORS, Pursuant to Government Code Section 54956.8, Willow/International Property: Parcel Numbers 580 071 01, 580 071 07, 580 071 08, and 580 071 12  
Agency Negotiator: Douglas R. Brinkley, Vice Chancellor-Finance and Administration  
Negotiating Parties: To be determined  
Under Negotiation: Price and Terms of Payment

D. CONFERENCE WITH LEGAL COUNSEL – EXISTING LITIGATION, Pursuant to Government Code Section 54956.9(a)  
Name of Case: Golden Bear, Inc. v. American Property Holdings and State Center Community College District; Fresno County Superior Court Case #: CECG01797SJK

**E. CONFERENCE WITH LEGAL COUNSEL – ANTICIPATED LITIGATION, Pursuant to Government Code Section 54956.9(b); Significant Exposure to Litigation: One Potential Case**

XIV. Open Session (if any)

XV. Adjournment

---

The Board chairperson, under Board Policy 2350, has set a limit of three minutes each for those who wish to address the Board. General comments will be heard under Agenda Section Delegations, Petitions and Communications at the beginning of the meeting. Those who wish to speak to items to be considered in Closed Session will be given the opportunity to do so following the completion of the open agenda and just prior to the Board's going into Closed Session. Individuals wishing to address the Board should fill out a Request Form and file it with the Associate Vice Chancellor-Human Resources Randy Rowe, at the beginning of the meeting.

Any person with a disability may request this agenda be made available in an appropriate alternative format. A request for a disability-related modification or accommodation may be made by a person with a disability who requires a modification or accommodation in order to participate in the public meeting to Cindy Spring, Executive Secretary to the Chancellor, 1525 E. Weldon Avenue, Fresno, CA 93704, (559) 244-5901, 8:00 a.m. to 5:00 p.m., Monday – Friday, at least 48 hours before the meeting.

CONSENT AGENDA  
BOARD OF TRUSTEES MEETING  
December 7, 2004

PERSONNEL

1. Retirements, Certificated Personnel [04-217]
2. Employment, Promotion, Change of Status, Transfer, and Resignation, Classified Personnel [04-218]
3. Consideration to Appoint CSEA Nominee to the Personnel Commission [04-219]

GENERAL

4. Consideration to Approve Curriculum Proposals, Spring 2004 through Fall 2005, Fresno City College and Reedley College [04-220]
5. Consideration to Approve Revised Board Policy 5000 Series, Student Services [04-221]
6. Review of District Warrants and Checks [04-222]
7. Consideration of Report of Investments [04-223]
8. Consideration to Approve 2005-06 Residence Hall Rate, Reedley College [04-224]
9. Consideration to Adopt Resolution Authorizing an Agreement with the California Department of Education for Child Development Center Instructional Materials, Fresno City College [04-225]
10. Consideration to Authorize Agreement with the Foundation for California Community Colleges for a Temporary Assistance for Needy Families (TANF)--Child Development Careers Grant, Fresno City College [04-226]
11. Consideration to Adopt Resolution Authorizing Agreement with California Department of Education for Tech Prep Transportation Industry Sector Project, State Center Consortium [04-227]
12. Consideration of Bids, Electrical Rehabilitation Project, Reedley College [04-228]

MINUTES OF MEETING OF  
BOARD OF TRUSTEES  
STATE CENTER COMMUNITY COLLEGE DISTRICT  
November 2, 2004

Call to Order                   A regular meeting of the Board of Trustees of the State Center Community College District was called to order by President William Smith at 4:30 p.m., November 2, 2004, at the District Office Boardroom, 1525 E. Weldon Avenue, Fresno, CA.

Trustees Present               William Smith, President  
Patrick E. Patterson, Vice President  
Isabel Barreras, Secretary  
H. Ronald Feaver  
Phillip J. Forhan  
Dorothy Smith  
Leslie Thonesen  
Shreya Shah, Student Trustee, FCC  
Mayra Gonzalez, Student Trustee, RC

Also present were:

Tom Crow, Chancellor, SCCCCD  
Ned Doffoney, President, Fresno City College  
Barbara Hioco, President, Reedley College  
Terry Kershaw, Vice Chancellor-North Centers  
Doug Brinkley, Vice Chancellor-Finance and Administration, SCCCCD  
Randy Rowe, Associate Vice Chancellor-Human Resources, SCCCCD

Introduction of Guests       Among the others present, the following signed the guest list:

Cindy Spring, Executive Secretary to the Chancellor, SCCCCD  
Teresa Patterson, Executive Director-Public and Legislative Relations, SCCCCD  
Eileen O'Hare, General Counsel, SCCCCD  
Brian Speece, Associate Vice Chancellor-Business and Operations, SCCCCD  
Joan Edwards, Executive Director-Foundation, SCCCCD  
Ron Nishinaka, Academic Senate President and Staff, RC  
Maggie Taylor, Academic Senate President and Staff, FCC  
Zwi Reznik, AFT President and Staff, FCC  
Lisa Maciel, Classified Senate President and Staff, RC  
Jerry Neff, Classified Senate President and Staff, DO/FCC  
Michael Guerra, College Business Manager, FCC  
Gene Blackwelder, College Business Manager, RC  
Tony Cantu, Dean of Instruction, FCC

Introduction of Guests  
(continued)

Cris M. Bremer, Director of Marketing and Communications, FCC  
John Cummings, District Dean-Admissions & Records, SCCC  
Marilyn Meyer, Associate Dean of Instruction-Business Division, FCC  
Pam Thomas, Instructor, FCC  
Kimberly Perry, Dean of Instruction, RC  
Rick Christl, Associate Dean of Instruction-Technical/Industrial Division, FCC  
Richard Lindstrom, Director-Police Academy, FCC  
Charles Francis, Director-Training Institute, FCC  
Ed Eng, Director of Finance, SCCC  
Randy Vogt, Purchasing Director, SCCC  
Lee Farley, Associate Dean of Students, EOP&S, FCC  
Robert Fox, Dean of Students, FCC  
Wil Schofield, Accounting Supervisor, RC  
Ernie Smith, Associate Dean of Students, EOP&S, FCC  
Natasha Hagopian, Student, RC  
LaShanda Mack, Student, RC  
Michael Paoli, Paoli and Associates  
Vaughn Melcher, Blair, Church & Flynn Consulting Engineers

Approval of Minutes

The minutes of the Board meeting of October 5, 2004, were presented for approval. A motion was made by Mr. Thonesen and seconded by Ms. Smith to approve the minutes of the October 5, 2004, meeting as presented. The motion carried unanimously.

Delegations, Petitions,  
and Communications

There were no delegations, petitions, and communications.

Chancellor's Report

Dr. Crow reported that State Center Community College District is one of more than 60 agencies that have come together to sign a Strategic Alliance Agreement. The agreement solidifies a commitment to work together to ensure that economic development programs, services, and associated activities throughout Fresno County are effectively coordinated. The Strategic Alliance Agreement compliments the ongoing efforts of the Regional Jobs Initiative in that it helps create a "seamless" approach to solving the economic problems in the Central Valley.

This Friday he will have the honor of welcoming participants in connection with the recognition of veterans at the Veterans' Memorial on the FCC campus. The theme for this year's ceremony is "Young Patriots---Leaders of Tomorrow." The presentation is scheduled from 12:00 noon to 1:00 p.m. He encouraged everyone to attend this important and moving event.

Chancellor's Report  
(continued)

Dr. Crow also thanked the Veterans' Memorial Committee for organizing this significant tribute to all members of our armed forces.

The FCC and District Office Classified Senate will be hosting their annual staff development day on Thursday, November 11 on the FCC campus. The theme for this year is "Take Five--- Working Smarter...Not Harder." Reedley College and the North Centers will simultaneously be hosting their own development day in the Reedley College Cafeteria. Dr. Crow commended the classified senates for their efforts and attitude.

Don't miss this Saturday's "Battle for the Pump" match between Fresno City College and Reedley at Ratcliffe Stadium. Kick off is at 1 p.m. This year the stakes are high. The campus with the highest turnout of Classified professionals will be treated with a lunch prepared and served by the President of the losing team. So, this time on Saturday we will know if we are going to be enjoying Barbara's Barnyard BBQ or Ned's Galloping Gumbo. And as for me, I'll be the guy in the orange shirt and red pants. May the best team win!

Academic Senate  
Report

Mr. Ron Nishinaka, President of the Reedley College Academic Senate, reported on the following:

- ASCCC Fall Plenary Session in Newport Beach from October 28-30.
- Senate's decision to not join the Central Valley Higher Education Consortium in offering its proposed guaranteed Transfer Associate Degree.
- Senate's coordination of Professional Staff Development for the spring semester.
- Revisions to the Department Chair Manual.
- Election of 2005 Academic Senate Officers to be held on November 9, 2004.
- Recent North Centers' activities including interviews for the Dean of Instruction and Student Services, and an interim mathematics instructor; new Honors Program to begin in Spring 2005; planning for the implementation of the Title V Grant; and author Tobia Wolff will speak at the Madera Center on November 18.
- Thanked the Board for the increase in release time that is part of the new SCFT contract.

Classified Senate  
Report

Ms. Lisa Maciel, Reedley College Classified Senate President, reported the following:

- October 27 lunchtime workshop on the topic of winter gardening
- Halloween office and department decorating contest

Classified Senate  
Report (continued)

- Halloween Spare the Air potluck
- Sale of “Boo Grams” the week before Halloween
- Plans for the Annual Classified Professionals Flex Day on November 11
- Competition between the Classified Senates at the annual “Battle for the Pump” football game on November 6

Partnership for  
Excellence Update

Dr. Crow provided an update on the five Partnership for Excellence goals.

Mr. Forhan questioned the source of the transfer data and if it is part of the CPEC data, why the transfers are behind in some areas, and how to improve the vocational education outcomes.

Consent Agenda  
Action

Mr. Smith stated that Trustee Barreras has requested that Consent Item 04-202 be pulled from the Consent Agenda for discussion. He also noted that Item No. 04-203 has been amended and the change is noted in bold type.

It was moved by Mr. Forhan and seconded by Ms. Barreras that the Board of Trustees approve the Consent Agenda, as amended, and with the exception of Item No. 04-202. The motion carried unanimously.

Employment,  
Certificated Personnel  
[04-199]  
Action

approve the certificated personnel recommendations, Items A and B, as presented. (Lists A and B are herewith made a part of these minutes as Appendix I, 04-199).

Employment,  
Promotion, Change of  
Status, Transfer,  
Resignation, and  
Retirement, Classified  
Personnel  
[04-200]  
Action

approve classified personnel recommendations, Items A through G, as presented. (Lists A through G are herewith made a part of these minutes as Appendix II, 04-200).

Consideration to  
Approve Revised  
Classification  
Specification for  
Duplications Supervisor  
and Change the Title to  
Print, Media &  
Communications  
Manager  
[04-201]

approve the revised classification specification for Duplications Supervisor and the title change to Print, Media & Communications Manager.



Consideration to  
Approve One  
Additional Program  
Development Assistant  
Position, Training  
Institute; and One  
Additional  
Microcomputer  
Resource Technician,  
North Centers  
[04-203]  
Action

approve the following positions: one full-time Program Development Assistant, Training Institute; and one full-time Microcomputer Resource Technician, North Centers.

Resolution Scheduling  
Date and Time for  
Organizational Meeting  
of the Board  
[04-204]  
Action

adopt, as presented, the proposed Resolution selecting December 7, 2004, at 4:30 p.m., as the date and time for its annual organizational meeting, and direct the Chancellor to notify, by copy of the completed Resolution, all members of the Board and the County Superintendent of Schools of the time and date selected.

Review of District  
Warrants and Checks  
[04-205]  
Action

review and sign the warrants register for the period September 28, 2004, to October 21, 2004, in the amount of \$6,511,511.44; and

review and sign the check registers for the Fresno City College and Reedley College Co-Curricular Accounts and the Fresno City College and Reedley College Bookstore Accounts for the period September 10, 2004, to October 22, 2004, in the amount of \$958,118.30.

Financial Analyses of  
Enterprise and Special  
Revenue Operations  
[04-206]  
Action

Provided as information only.

Budget Transfers and  
Adjustments Report  
[04-207]  
Action

Provided as information only.

Consideration to Adopt  
Resolution Authorizing  
Inter-fund Transfer  
[04-208]  
Action

approve Resolution No. 40-208 authorizing the following inter-fund transfer from the General Fund to the Capital Projects Fund for the following:

- a) \$ 72,275.00 for Clovis Debt Service;
- \$300,000.00 for Physical Plant and Instructional Support Block Grant; and
- \$650,000.00 for District Match of Scheduled Maintenance, Special Repairs, Instructional Equipment and Library Materials Block Grant.

Consideration to Adopt  
Resolution Authorizing  
Inter-fund Transfer  
[04-208]

Action  
(continued)

- b) authorize filing said Resolution with the Fresno County Office of Education.

Consideration to Adopt  
Resolution Authorizing  
Inter-fund Transfer,  
Cash-flow Shortfall-  
Capital Projects Fund  
[04-209]

Action

adopt Resolution No. 04-209 authorizing the District to transfer from the General Fund to the Capital Projects Fund up to \$2 million, when necessary, to cover cash-flow shortfalls resulting from various capital projects.

Consideration to  
Accept Title V  
Hispanic-Serving  
Institutions Cooperative  
Grant from the U.S.  
Department of  
Education, Districtwide  
[04-210]

Action

- a) authorize acceptance of a Title V Hispanic-Serving Institutions Cooperative grant from the U.S. Department of Education for a five-year period beginning October 1, 2004, and ending September 30, 2009, in the total amount of \$3,396,699.00 as follows:
 

|                                      |              |
|--------------------------------------|--------------|
| October 1, 2004 – September 30, 2005 | \$690,841.00 |
| October 1, 2005 – September 30, 2006 | 676,837.00   |
| October 1, 2006 – September 30, 2007 | 675,205.00   |
| October 1, 2007 – September 30, 2008 | 684,349.00   |
| October 1, 2008 – September 30, 2009 | 669,467.00   |

- b) authorize the Chancellor or his designee to sign grant-related documents on behalf of the District.

Consideration to  
Authorize Grant  
Agreements with the  
California Community  
Colleges Chancellor's  
Office for Industry  
Driven Regional  
Collaboratives in  
Economically  
Distressed Areas,  
Fresno City College  
and Reedley College  
[04-211]

Action

- a) authorize the District, on behalf of Reedley College, to enter into an Economic and Workforce Development Grant Agreement with the California Community Colleges Chancellor's Office to develop an Animal Science Industry regional collaborative with funding in the amount of \$133,281.00 for fiscal year 2004-05 and \$183,300.00 for fiscal year 2005-06;
- b) authorize the District, on behalf of Fresno City College, to enter into an Economic and Workforce Development Grant Agreement with the California Community Colleges Chancellor's Office to train and refer for employment Building/Production Line Maintenance Technicians with funding in the amount of \$144,939.00 for fiscal year 2004-05 and \$152,602.00 for fiscal year 2005-06;
- c) authorize the renewal of the Agreements with similar terms and conditions; and
- d) authorize the Chancellor or Vice Chancellor-Finance and Administration to sign the Agreements on behalf of the District.

\*\*\*\*\*End of Consent Agenda\*\*\*\*\*

Consideration to  
Approve New  
Classification  
Specification, Training  
Assistant Position,  
Training Institute  
[04-202]

Ms. Barreras questioned the flex hours for this position and if this had been done in the past.

Mr. Rowe stated there is an agreement that the flex hours would not affect any current positions and would apply only to new positions. He explained that this is a sporadic position and the hours will depend on the enrollment at the Training Institute. The Personnel Commission will set the standards, salary, etc.

Action

A motion was made by Ms. Barreras and seconded by Mr. Feaver that the Board of Trustees approve the Classification Specification for Trainer Assistant (flexible hour) at the Training Institute. The motion carried unanimously.

Acknowledgment of  
Quarterly Financial  
Status Report – General  
Fund  
[04-212]

Action

The Board acknowledged receipt of the Quarterly Financial Status Report (CCFS-311Q).

Consideration to  
Authorize Purchase of  
Passenger Buses  
[04-213]

Mr. Brinkley provided an overview of the District's passenger buses and the reasons for needing to update the current fleet.

Ms. Shah asked if the students would be able to use the new buses and if they would have to pay rent.

Ms. Smith confirmed that the students would only have to pay direct costs; i.e.; fuel, mileage, driver, etc.

Mr. Thonesen questioned if the buses would be certified and have a warranty.

Action

A motion was made by Mr. Patterson and seconded by Mr. Thonesen that the Board of Trustees authorize the administration to negotiate to purchase two (2) each MIC-type passenger buses, when available, for a total price not to exceed \$350,000.00, and authorize purchase orders to be issued to complete this purchase. The motion carried unanimously.

Consideration to Adopt  
Resolution Approving  
Preferred Site for a  
New Southeast Campus  
[04-214]

Mr. Brinkley introduced Mr. Paoli with Paoli and Associates, who has been working with the District on potential sites for a southeast campus. Mr. Paoli discussed the site selection objectives, site selection criteria, sites under initial review, initial analysis of each site under review, identification of sites for consideration as potential Center locations, and recommendation of a preferred site for additional analysis and study.

Consideration to Adopt  
Resolution Approving  
Preferred Site for a  
New Southeast Campus  
[04-214]  
(continued)

Mr. Patterson asked if the administration has had a conversation with Sanger Unified regarding their property located in Site I.

Mr. Smith inquired about conversations with the City and County relative to Sites J and K, and what would be done with the additional 40 acres in Site J.

Mr. Thonesen asked if the District is still looking at donated land.

Mr. Forhan questioned if the property west of Site J is zoned for heavy or light industrial, and if the balance of the property would be residential.

Action

A motion was made by Ms. Smith and seconded by Mr. Patterson that the Board of Trustees adopt the Resolution approving a Preferred Site for a New Southeast Campus. The motion carried unanimously.

Board Reports

Ms. Myra Gonzalez, Reedley College Student Trustee, reported on the following:

- National Collegiate Alcohol Awareness Week
- National Conference on Student Leadership on October 23-25
- Halloween costume contest and pumpkin carving contest
- Annual Battle of Pump game and half-time Tug of War
- Veterans' Memorial Service to be held on November 10
- Thanksgiving week events on November 24
- Holiday Food Drive
- Fifth annual Christmas Tree event for a family in the community

Ms. Shreya Shah, Fresno City College Student Trustee, reported:

- Visit to the Museum of Tolerance
- Political debate between Bay Buchanan and Kathleen Kennedy Townsend
- Homecoming week activities
- National Student Leadership Conference on October 23-25
- Smoking Policy Survey
- Diversity Awareness Day with guest speaker Mohammed Bilal
- Club Rush on November 3
- Veterans Memorial Ceremony on November 5, 2004
- Battle of the Pump football game on November 6
- Appearance of Dr. Cornel Pewewardy from the University of Kansas on November 18 in honor of American Indian Heritage Month

Board Reports  
(continued)

- Producers Dairy Bowl on November 20 at Ratcliffe Stadium

Ms. Smith stated that she attended the retirement dinner in honor of the District's First Lady, Evelyn Fiorani. It was a wonderful event for a lady who has so much love for the District.

Mr. Smith also expressed his appreciation to Ms. Fiorani for her fifty-seven years of service to the District.

Old Business

There was no old business.

Future Agenda Items

Mr. Patterson stated that he would like more information regarding the Academic Senates' rejection of the Central Valley Higher Education Consortium's Transfer Degree proposal. He would also like to revisit parking concerns, the possibility of modifying existing schedules to allow more use of current buildings, and more weekend classes.

Mr. Smith asked for an update on vocational programs to include what is currently being offered and how to enhance the program offerings.

Mr. Forhan added that maybe a workshop on vocational education would be appropriate.

Ms. Smith mentioned concerns about graffiti and litter on the Fresno City College campus. Also, she recently attended a K-12 Literacy Conference and she questioned what can be done to work closer with the K-12 system.

Delegations, Petitions,  
and Communications

There were no delegations, petitions, and communications.

Closed Session

Mr. Smith stated that the Board, in closed session, will be discussing:

PUBLIC EMPLOYEE DISCIPLINE/DISMISSAL/RELEASE,  
Pursuant to Government Code Section 54957

CONFERENCE WITH REAL PROPERTY NEGOTIATORS,  
Pursuant to Government Code Section 54956.8, Southeast Site  
Property: Parcel Numbers 481 020 01, 481 020 31, 481 020 47,  
481 090 27, 481 090 28, 481 120 03, 481 120 04, 481 050 03, 481  
050 05, 481 050 06, 481 050 07, 316 021 11, 316 021 10, 316 160  
12, 316 160 36, 316 160 43, 316 160 61, 316 160 59, 316 160 40,  
316 021 19, 316 021 20, 316 021 21, 316 021 23, 316 021 54, 316  
021 55, 316 021 56, 316 021 57, 316 021 58, 316 160 20, 316 160

Closed Session  
(continued)

33, 316 160 46, 316 160 62, 316 160 63, 316 160 65, 316 160 71, 316 160 72, 316 021 26, 316 021 27, 316 021 28, 316 021 29, 316 021 30, 316 021 42, 316 021 43, 316 051 2, 316 051 3, 316 051 4, 316 051 5, 316 051 6, 316 051 8, 316 051 9, 316 051 17, 316 051 18, 316 051 19, 316 051 20, 316 051 21, 316 051 22, 316 051 7, 316 051 10, 316 051 11, 316 051 9, 316 051 15, 316 051 12, 316 051 13, 316 051 14, 316 051 23, 316 051 24, 316 051 26, 316 051 27, 316 051 28, 316 04 05, 316 04 46, 316 04 47, 316 04 48, 316 04 58, 316 04 69, 316 04 72

Agency Negotiator: Douglas R. Brinkley, Vice Chancellor-  
Finance and Administration

Negotiating Parties: To be determined

Under Negotiation: To be determined

PUBLIC EMPLOYEE APPOINTMENT/EMPLOYMENT,  
Pursuant to Government Code Section 54957  
Title: Dean of Instruction and Student Services, North Centers

Mr. Smith declared a recess at 6:05 p.m.

Open Session

The Board moved into open session at 6:13 p.m.

Report of Closed Session

Mr. Smith reported that the Board, in closed session, discussed the appointment of the Dean of Instruction and Student Services, North Centers. No action was taken in closed session.

Consideration to  
Appoint Dean of  
Instruction and Student  
Services, North Centers  
[04-215]  
Action

A motion was made by Mr. Patterson and seconded by Mr. Forhan that the Board of Trustees appoint Deborah Ikeda as Dean of Instruction and Student Services - North Centers, with a salary of \$9,975.00, effective November 3, 2004. The motion carried unanimously.

Adjournment

The meeting was adjourned at 6:15 p.m. by the unanimous consent of the Board.

---

Isabel Barreras, Secretary, Board of Trustees  
State Center Community College District

STATE CENTER COMMUNITY COLLEGE DISTRICT  
1525 E. Weldon  
Fresno, California 93704

PRESENTED TO BOARD OF TRUSTEES

DATE: December 7, 2004

---

SUBJECT: Election of Officers and Adoption of  
Board Calendar

ITEM NO. 04-216

---

EXHIBIT: None

---

Background:

At its meeting on November 2, 2004, the Board established the December 7, 2004, meeting as the time for the Annual Organizational Meeting required by the Education Code. The following officers and representatives are to be elected to serve for the next year:

**President**

**Vice President**

**Secretary**

**Board Representative, County Committee on School District Organization**

Represents the District, as a voting member, at a meeting called once each year by the County Superintendent of Schools. (Current representative is Trustee Barreras.)

**Legislative Representative**

Works with a Countywide Trustee Network, established at the request of the Fresno County School Trustees Association, for the purpose of more effective cooperation with the legislature on behalf of public school needs. (Current representative is Trustee Thonesen.)

**Fresno Area Self-Insured Benefits Organization (FASBO, also known as ED CARE)**

Meets on the third or fourth Tuesday of each month at Barthuli & Associates in Fresno. Meetings are at 2:00 p.m. Board members review the Administrator's reports, Broker's reports, financial status, authorize expenditures, establish policy, and hear appeals. (Current representative is Trustee Forhan.)

**Two trustees to serve on the SCCC Foundation Board**

Attends quarterly meetings, an annual meeting, and a few special events. (Current representatives are Trustee Forhan and Trustee Dorothy Smith.)

The Board should also adopt a calendar of meetings for the next year. The administration is recommending that the July meeting be scheduled for June 28 to finalize fiscal year business before June 30. The balance of the meetings would be scheduled for the first Tuesday of each month, with the exception of January. The calendar of regular meetings, to begin at 4:30 p.m., would then be as follows:

- |                   |   |  |
|-------------------|---|--|
| January 11, 2005  | - | Regular Meeting                                      |
| February 1, 2005  | - | Regular Meeting                                      |
| March 1, 2005     | - | Regular Meeting                                      |
| April 5, 2005     | - | Regular Meeting @ RC                                 |
| May 3, 2005       | - | Regular Meeting                                      |
| June 7, 2005      | - | Regular Meeting @ Oakhurst?                          |
| June 28, 2005     | - | Regular Meeting (July meeting)                       |
| August 2, 2005    | - | Regular Meeting @ Clovis?                            |
| September 6, 2005 | - | Public Hearing, Budget Adoption, and Regular Meeting |
| October 4, 2005   | - | Regular Meeting @ Madera                             |
| November 1, 2005  | - | Regular Meeting                                      |
| December 6, 2005  | - | Organizational Meeting and Regular Meeting           |



STATE CENTER COMMUNITY COLLEGE DISTRICT  
1525 E. Weldon  
Fresno, California 93704

PRESENTED TO BOARD OF TRUSTEES

DATE: December 7, 2004

---

SUBJECT: Retirements, Certificated Personnel

ITEM NO. 04-217

---

EXHIBIT: Certificated Personnel Recommendations

---

Recommendation:

It is recommended that the Board of Trustees approve the certificated personnel recommendations, Item A, as presented.

CERTIFICATED PERSONNEL RECOMMENDATIONS

- A. Recommendation to accept resignations for the purpose of retirement from the following persons:

| <u>Name</u>                | <u>Campus</u> | <u>Effective Date</u> | <u>Position</u>                    |
|----------------------------|---------------|-----------------------|------------------------------------|
| Clarkson,<br>ElRay         | RC            | May 20, 2005          | Criminal Justice<br>Instructor     |
| Evans,<br>Eugene B.        | RC            | May 20, 2005          | Machine Shop<br>Instructor         |
| Gartman,<br>Grace          | FCC           | May 20, 2005          | Tutorial Coordinator               |
| Gaudin, Sr.<br>Roderick F. | FCC           | May 20, 2005          | Sociology Instructor               |
| Hoffman,<br>Richard H.     | NC            | June 30, 2005         | Coordinator of<br>Oakhurst Center/ |
| Kanawyer,<br>William D.    | RC            | May 20, 2005          | Aeronautics Instructor             |
| Kennedy,<br>Harry L.       | FCC           | May 20, 2005          | English/Journalism<br>Instructor   |
| Lane,<br>W. Keith          | FCC           | May 20, 2005          | Business Instructor                |
| Loya,<br>Ralph R.          | RC            | May 20, 2005          | Animal Science<br>Instructor       |
| Neal,<br>Stanley B.        | FCC           | May 20, 2005          | Welding Technology<br>Instructor   |
| Richardson,<br>Robert L.   | FCC           | June 30, 2005         | Counselor                          |
| Scott,<br>Ruben A.         | FCC           | May 31, 2005          | English/Philosophy<br>Instructor   |

A. Recommendation to accept resignations for the purpose of retirement from the following persons (continued):

| Name                     | Campus | Effective Date | Position                                     |
|--------------------------|--------|----------------|--|
| Shepard,<br>James H.     | FCC    | June 2, 2005   | Art/Ceramics<br>Instructor                   |
| Studebaker,<br>Steven J. | RC     | May 20, 2005   | Industrial Technology/<br>Welding Instructor |
| Watson,<br>Donald G.     | FCC    | June 30, 2005  | Counselor                                    |
| Wortham,<br>Kenneth E.   | FCC    | May 20, 2005   | Biology/Microbiology<br>Instructor           |

STATE CENTER COMMUNITY COLLEGE DISTRICT  
1525 E. Weldon  
Fresno, California 93704

PRESENTED TO BOARD OF TRUSTEES

DATE: December 7, 2004

---

SUBJECT: Employment, Promotion, Change of Status,  
Transfer, and Resignation, Classified Personnel

ITEM NO. 04-218

---

EXHIBIT: Classified Personnel Recommendations

---

Recommendation:

It is recommended that the Board of Trustees approve classified personnel recommendations, Items A through G, as presented.

CLASSIFIED PERSONNEL RECOMMENDATIONS

A. Recommendation to employ the following persons as probationary:

| <u>Name</u>           | <u>Location</u> | <u>Classification</u>                     | <u>Range/Step/Salary</u> | <u>Date</u> |
|-----------------------|-----------------|---|--------------------------|-------------|
| Davidson,<br>Julie    | RC              | Office Assistant III<br>Position No. 3141 | 48-A<br>\$2680.00        | 11/1/04     |
| Machain II,<br>Edward | FCC             | Custodian<br>Position No. 2136            | 41-A<br>\$2475.92        | 11/1/04     |
| Minnite,<br>Vista     | FCC             | Office Assistant I<br>Position No. 2022   | 38-A<br>\$2094.75        | 11/22/04    |

B. Recommendation to employ the following persons as provisional – filling vacant position of: permanent full-time or permanent part-time pending recruitment/selection; or replacing regular employee on leave:

| <u>Name</u>               | <u>Location</u> | <u>Classification</u>   | <u>Hourly Rate</u> | <u>Date</u>                |
|---------------------------|-----------------|-------------------------|--------------------|----------------------------|
| Cowan,<br>David           | FCC             | Duplicating Operator    | \$14.72 / hr.      | 9/29/04                    |
| Sumaya-Martinez,<br>Nanci | FCC             | College Center Asst.    | \$18.60 / hr.      | 11/2/04                    |
| Trejo,<br>Jerry           | FCC             | Printing Trades Tech.   | \$17.03 / hr.      | 11/2/04                    |
| Chamberlin,<br>Ida        | RC              | Registration Assistant  | \$10.67 / hr.      | 11/4/04<br>thru<br>1/30/05 |
| Schreiber,<br>Mark        | CC              | Instr. Tech - Chem/Phys | \$16.23 / hr.      | 11/4/04                    |
| Beauchamp,<br>Barbara     | CC              | Instructional Aide      | \$10.43 / hr.      | 11/8/04                    |
| Urrutia,<br>Jose          | MC              | Instructional Aide      | \$10.43 / hr.      | 11/8/04                    |

C. Recommendation to re-employ the following persons as provisional – filling vacant position of: permanent full-time or permanent part-time pending recruitment/selection; or replacing regular employee on leave:

| <u>Name</u>           | <u>Location</u> | <u>Classification</u>  | <u>Hourly Rate</u> | <u>Date</u>                 |
|-----------------------|-----------------|------------------------|--------------------|-----------------------------|
| Fernandez,<br>Peter   | FCC             | Registration Assistant | \$10.67 / hr.      | 10/27/04<br>thru<br>1/28/05 |
| Jameson,<br>Margarita | FCC             | Registration Assistant | \$10.67 / hr.      | 10/27/04<br>thru<br>1/28/05 |
| Ortiz,<br>Carrie      | FCC             | Registration Assistant | \$10.67 / hr.      | 10/27/04<br>thru<br>1/28/05 |
| Wiggins,<br>Connie    | FCC             | Registration Assistant | \$10.67 / hr.      | 10/27/04<br>thru<br>1/28/05 |

D. Recommendation to approve the promotion of the following regular employee:

| <u>Name</u>  | <u>Location</u> | <u>Classification</u>  | <u>Range/Step</u>                                 | <u>Date</u> |
|--|-----------------|--|---|-------------|
| Fries,<br>Lisa   | FCC             | Accounting Clerk I - PPT<br>Position No. 2413 to<br>Accounting Clerk II - PPT<br>Position No. 2413 | 38-B<br>\$12.27 / hr. to<br>41-D<br>\$15.04 / hr. | 11/1/02     |
| (Retroactive Pay for Alternate Series Promotion per Board Policy 4214) |                 |  |   |             |
| Helmer,<br>Beverly   | DO              | Office Assistant I – PPT<br>Position No. 1017 to<br>Office Assistant II – PPT<br>Position No. 1017 | 38-B<br>\$12.71 / hr. to<br>41-B<br>\$13.66 / hr. | 11/1/04     |
| (Alternate Series Promotion per Board Policy 4214)                     |                 |  |   |             |

E. Recommendation to approve the change of status of the following regular employees:

| Name  | Location      | Classification  | Range/Step                                    | Date                        |
|---|---------------|---|---|-----------------------------|
| Sharpton,<br>Verna  | FCC           | Office Assistant II<br>Position No. 2146 to<br>Office Assistant II<br>Position No. 2017   | 41-C<br>\$2487.83 to<br>41-C<br>\$2487.83     | 5/1/04                      |
| (Reassigned to Correct Position Number)   |               |   |   |                             |
| Peek,<br>Cynthia  | FCC           | Instructional Aide<br>Position No. 2415 to<br>Instructional Aide<br>Position No. 2415     | 32-B<br>\$10.95 / hr. to<br>32-B<br>\$1898.75 | 8/16/04                     |
| (Due to increased funding in WAVE program, position increased to full-time)   |               |   |   |                             |
| Shimer,<br>Carolina   | FCC           | Instructional Aide<br>Position No. 2204 to<br>Instructional Aide<br>Position No. 2415     | 32-B<br>\$10.95 / hr. to<br>32-B<br>\$1898.75 | 8/16/04                     |
| (Due to increased funding in WAVE program, position increased to full-time)   |               |   |   |                             |
| McSwain,<br>Holly   | FCC           | Administrative Aide<br>Position No. 2043 to<br>Administrative Aide<br>Position No. 2060   | 53-E<br>\$3675.42 to<br>53-E<br>\$3675.42     | 10/4/04                     |
| Cruz,<br>Gina   | DO            | Accounting Clerk III<br>Position No. 1019 to<br>Accounting Clerk III<br>Position No. 1019 | 48-A<br>\$2680.58 to<br>61-A<br>\$3675.42     | 11/1/04<br>thru<br>11/5/04  |
| (Extension of days for additional duties of Accounting Tech II while employee is out on leave)                        |               |   |   |                             |
| Kozielski,<br>Cathleen  | FCC<br>DO/FCC | Accounting Tech I<br>Position No. 2335 to<br>Accounting Tech I<br>Position No. 1036/2499  | 57-B<br>\$3502.25 to<br>57-B<br>\$3502.25     | 11/1/04<br>thru<br>11/30/04 |
| (Employee was reassigned to position #1036 for 19 hours per week and #2499 for 21 hours to continue full-time status) |               |   |   |                             |

E. Recommendation to approve the change of status of the following regular employees (continued):

| Name                   | Location | Classification                              | Range/Step              | Date    |
|------------------------|----------|---|-------------------------|---------|
| Kozielski,<br>Cathleen | DO/FCC   | Accounting Tech I<br>Position No. 1036/2499 | 57-B<br>to \$3502.25 to | 12/1/04 |
|                        | FCC      | Accounting Tech I<br>Position No. 2499      | 57-B<br>\$3502.25       |         |

(Effective 12/1/04 position #2499 increased to full-time due to additional funding in CalWORKs program.)

|                    |    |  |                         |         |
|--------------------|----|--|-------------------------|---------|
| Morgan,<br>Jeannie | DO | Accounting Tech I<br>Position No. 1036 | 57-E<br>to \$4407.00 to | 11/1/04 |
|                    |    | Accounting Tech I<br>Position No. 2335 | 57-E<br>\$4407.00       |         |

(Employee reassigned to Position #2335)

|                |     |   |                         |                 |
|----------------|-----|---|-------------------------|-----------------|
| Price,<br>Erin | FCC | Office Assistant II<br>Position No. 2412      | 41-E<br>to \$2742.42 to | 11/1/04<br>thru |
|                |     | Administrative Secretary<br>Position No. 2337 | 48-C<br>\$2951.83       | 11/30/04        |

(Extension of "working out of class" compensation pending recruitment and selection.)

|                  |     |  |                         |         |
|------------------|-----|--|-------------------------|---------|
| Valdez,<br>Ruben | FCC | General Utility Wkr<br>Position No. 2170 | 43-E<br>to \$3486.08 to | 11/1/04 |
|                  |     | Custodian<br>Position No. 2170           | 41-E<br>\$3318.22       |         |

(Employee returned to regular assignment)

## F. Recommendation to approve the transfer of the following employee (regular):

| Name               | Location | Classification                               | Range/Step              | Date    |
|--------------------|----------|--|-------------------------|---------|
| Romero,<br>William | FCC      | Bookstore Sales Clk III<br>Position No. 2055 | 43-E<br>to \$3025.17 to | 11/1/04 |
|                    | RC       | Bookstore Sales Clk III<br>Position No. 3080 | 43-E<br>\$3025.17       |         |

G. Recommendation to accept the resignation of the following regular employee:

| Name              | Location | Classification                       | Range/Step        | Date    |
|-------------------|----------|--------------------------------------|-------------------|---------|
| Jensen,<br>Kellie | MC       | Inst Tech – CDL<br>Position No. 4008 | 50-D<br>\$3256.00 | 11/5/04 |



STATE CENTER COMMUNITY COLLEGE DISTRICT  
1525 E. Weldon  
Fresno, California 93704

PRESENTED TO BOARD OF TRUSTEES

DATE: December 7, 2004

---

SUBJECT: Consideration to Appoint CSEA Nominee to  
the Personnel Commission

ITEM NO. 04-219

---

EXHIBIT: None

---

Background:

The term for Commissioner Gene Zimmerman is expiring and CSEA is re-nominating him to another three (3) year term. According to Education Code Section 88066 and State Center Community College District Personnel Commission Rule 2.1.C, the Board shall appoint the CSEA nominee unless CSEA voluntarily withdraws the name of the nominee. This is a three (3) year term for Mr. Zimmerman concluding in December of 2007.

Recommendation:

It is recommended the Board of Trustees appoint Mr. Gene Zimmerman to serve a three (3) year term December 2004-December 2007 on the State Center Community College District Personnel Commission.

STATE CENTER COMMUNITY COLLEGE DISTRICT  
1525 E. Weldon  
Fresno, California 93704

PRESENTED TO BOARD OF TRUSTEES

DATE: December 7, 2004

---

SUBJECT: Consideration to Approve Curriculum Proposals, ITEM NO. 04-220  
Spring 2004 through Fall 2005, Fresno City  
College and Reedley College

---

EXHIBIT: Curriculum Proposals for Fresno City College and Reedley College

---

Background:

The new courses, course revisions, new programs, and program revisions being presented by the colleges have been reviewed by each of the applicable curriculum committees as a part of the curriculum process. They have also been reviewed and approved for presentation to the Board by the District Educational Coordinating and Planning Committee.

Fresno City College has submitted the following:

|    |                 |    |                                     |
|----|-----------------|----|-------------------------------------|
| 10 | New Programs    | 24 | Special Studies Courses             |
| 6  | Revised Program | 11 | New Distance Learning Courses       |
| 1  | Deleted Program | 13 | New Articulation Agreements         |
| 37 | New Courses     | 5  | Renewed Articulation Agreements     |
| 74 | Revised Courses | 1  | Discontinued Articulation Agreement |
| 17 | Deleted Courses |    |                                     |

Reedley College has submitted the following:

|    |                  |    |                               |
|----|------------------|----|-------------------------------|
| 1  | New Program      | 2  | Deleted Courses               |
| 7  | Revised Programs | 1  | Special Studies Course        |
| 0  | Deleted Programs | 15 | New Distance Learning Courses |
| 13 | New Courses      | 2  | New Articulation Agreements   |
| 91 | Revised Courses  |    |                               |

Recommendation:

It is recommended that the Board of Trustees approve the Fresno City College and Reedley College curriculum proposals as attached.

# *Fresno City College*

Office of Instruction

## PROPOSED NEW PROGRAMS

Effective Spring 2005

Approved and Recommended by the Curriculum Committee

*To ECPC November 23, 2004*

1. **AIR CONDITIONING, COMMERCIAL AIR CONDITIONING, HEATING, AND DUCT SYSTEMS**

*Certificate of Completion*

**Course added, new** (See Proposed New Courses summary for details)

Air Conditioning 55, Technician Testing and Certification

**Courses added, existing**

Air Conditioning 52, Heating Systems

Air Conditioning 54, Commercial Systems

Air Conditioning 56, Duct Systems

2. **AIR CONDITIONING, MECHANICAL AND ELECTRICAL SYSTEMS**

*Certificate of Completion*

**Courses added, existing**

Air Conditioning 50, Principles of Mechanical Refrigeration

Air Conditioning 51, Electrical Systems

Air Conditioning 53, Measurements and Diagnosis

Applied Technology 10, Technical Computer Applications

3. **CHILD DEVELOPMENT, EARLY INTERVENTION ASSISTANT**

*Certificate of Achievement*

**Course added, new** (See Proposed New Courses summary for details)

Child Development 16, Introduction to Early Intervention

**Courses added, existing**

Child Development 3, Creative Experiences for Young Children

Child Development 6, Infant-Child Health and Safety

Child Development 7, Infant Development–Birth to Age Three

Child Development 7A, Advanced Infant Development and Early Intervention–Birth to Age Three

Child Development 11, The Young Child with Special Needs

Child Development 15, Diversity Issues in Early Care and Education Programs

Child Development 30, Child, Family and Community

Child Development/Psychology 39, Child Development

Child Development 48, Children with Challenging Behaviors

# *Fresno City College*

Office of Instruction

## PROPOSED REVISED PROGRAMS

Effective Spring 2005

Approved and Recommended by the Curriculum Committee

*To ECPC November 23, 2004*

1. **AIR CONDITIONING**  
*Certificate of Completion*  
*Title revised to Air Conditioning Technology Overview*  
**Course added, new** (See Proposed New Courses summary for details)  
Air Conditioning 57, System Configuration and Control  
**Course added, existing**  
Applied Technology 10, Technical Computer Applications
  
2. **NURSING, REGISTERED**  
*Associate in Science Degree*  
**Course added as elective, new** (See Proposed New Courses summary for details)  
Registered Nursing 151, Perioperative Nursing Clinic

# *Fresno City College*

Office of Instruction

## PROPOSED NEW COURSES

Effective Spring 2005

Approved and Recommended by the Curriculum Committee

*To ECPC November 23, 2004*

### CREDIT, DEGREE APPLICABLE, TRANSFERABLE

- 1. Air Conditioning 55, Technician Testing and Certification, 1 unit, 2 lecture hours, (9 weeks), (Repeats = 3). Advisory: Air Conditioning 50, 51, 52, 53, 54, 56 and eligibility for English 125 and 126 or English 153 or ESL 67 and 68 and Math 101 or Applied Technology 130 recommended. Air Conditioning 53, 54 and 56 may be taken concurrently.**  
Prepares students/technicians for specific HVAC industry competency, licensing, and certification examinations. Those exams may include, but are not necessarily limited to, EPA Section 608 (proper refrigerant handling techniques), R-410A safety certification, Air-Conditioning and Refrigeration Institute's (ARI) Industry Competency Exam(s) (ICE) and North American Technician Excellence (NATE) Installation/Service Technician Certification(s). Substantial out-of-class study will be required to prepare for each exam. The exams are an integral part of the course and will be conducted by an approved proctor for each organization. In addition to normal registration fees, all test fees imposed by competency, licensing and certifying organizations are the responsibility of the student. *(Unique)*
- 2. Air Conditioning 57, System Configuration and Control, 2 units, 2 lecture hours, (Repeats = 3). Advisory: Applied Technology 10, eligibility for English 125 and 126 or English 153 or ESL 67 and 68 and Math 101 or Applied Technology 130 recommended.**  
Uses energy management software to identify air conditioning system configurations and control strategies. *(Unique)*
- 3. Child Development 16, Introduction to Early Intervention, 3 units, 2 lecture hours, 3 lab hours. Prerequisite: Child Development 11. Advisory: Child Development 7 and eligibility for English 125 and 126 or English 153 or ESL 67 and 68 recommended.**  
Core course for the Early Intervention Assistant Certificate. Studies infants and toddlers with disabilities, atypical development or other special needs, both in the Early Intervention setting and in the Child Care setting. Explores strategies and interventions used in the field of Early Intervention. Current theories in Early Intervention, early relationships, family systems, grief processing and stressors will be studied. *(In lieu of RC's 3-unit CHDEV 32)*
- 4. Home Economics 30, Ethnic Dress, 3 units, 3 lecture hours, (Repeats = 2). Advisory: Eligibility for English 125 and 126 or English 153 or ESL 67 and 68 recommended.**  
The national costume in various cultures as reflected by apparel, accessories, and textiles, examines geographic, sociological, psychological, economic, political, and technological factors affecting the development of cloth and clothing. Influences of various cultural customs and costumes on contemporary western fashion. *(Unique)*

5. **Military Science 20, ROTC Leadership Training Course (LTC), 3 units, 4.5 lecture hours, 27 lab hours, (4 weeks), (Credit/No Credit), (Open Entry/Open Exit). Prerequisite: Eligibility criteria as set forth in US Army Regulation 145-1.**  
Summer training program at an active army military installation. This is a “no obligation” look at the U.S. Army’s basic leadership skills and training overview. Provides credit for the Senior ROTC Basic Course (freshman/sophomore). *(Unique)*
6. **Military Science 21, ROTC Leadership Development/Assessment Course (LDAC), 3 units, 3 lecture hours, 18 lab hours, (6 weeks), (Credit/No Credit), (Open Entry/Open Exit). Prerequisite: Military Science 31 and Military Science 32.**  
Summer training course familiarizing students with Army weapons systems, military skills, confidence training, light infantry tactics, and leadership and management techniques. *(Unique)*
7. **Military Science 31, Advanced Leadership and Management, 3 units, 3 lecture hours. Prerequisite: Military Science 20 or prior military service.**  
Personnel management problems and techniques of motivation as applied to a military environment; techniques and methods of instruction; application of basic military skills; military law. *(Unique)*
8. **Military Science 32, Small Unit Leadership, 3 units, 3 lecture hours. Prerequisite: Military Science 31.**  
Principles of tactics and operations; organization of small units and their employment; field orders and instructions; small unit leadership techniques. *(Unique)*
9. **Military Science 41, Ethics and Military Professionalism, 3 units, 3 lecture hours. Prerequisite: Military Science 32 and Military Science 51B.**  
Military professional ethics, military justice, command and staff functions, mission and organization of the U.S. Army and military correspondence. *(Unique)*
10. **Military Science 42, Advanced Leadership Training, 3 units, 3 lecture hours. Prerequisite: Military Science 41 and Military Science 52A.**  
Focus on transitioning cadets to lieutenants. Topics include responsibility of army officers, army leadership doctrine, and the army promotion system. *(Unique)*
11. **Military Science 51A, ROTC Junior Leadership Lab I, 1 unit, 3 lab hours. Prerequisite: Military Science 20 or prior military service.**  
Practical work to augment classroom instruction by teaching leadership, tactics, and soldier skills. Weekly laboratories plus one field trip each semester. *(Unique)*
12. **Military Science 51B, ROTC Junior Leadership Lab II, 1 unit, 3 lab hours. Prerequisite: Military Science 31 and Military Science 51A.**  
Practical work to augment classroom instruction by teaching intermediate leadership, tactics, and soldier skills. Weekly laboratories plus one field trip each semester. *(Unique)*
13. **Military Science 52A, ROTC Senior Leadership Lab I, 1 unit, 3 lab hours. Prerequisite: Military Science 32 and Military Science 51B.**  
Practical work to augment classroom instruction by teaching leadership, tactics, and soldier skills. Weekly laboratories plus one field trip each semester. *(Unique)*
14. **Military Science 52B, ROTC Senior Leadership Lab II, 1 unit, 3 lab hours. Prerequisite: Military Science 41 and Military Science 52A.**  
Practical work to augment classroom instruction by teaching leadership, tactics, and soldier skills. Weekly laboratories plus one field trip each semester. *(Unique)*

15. **Respiratory Care 19, Work Experience (Cooperative), Occupational, 1-4 units, 1 lecture hour, (Repeats = 3). Corequisite: Fall and Spring Semesters: Must be enrolled in a minimum of 7 units including work experience. Summer Session: Must be enrolled in at least one other course. Supervised employment directly related to the student's major. Offered under specific majors.** Success on the job, including interpersonal, problem solving, and communication skills; office dynamics and adapting to change. Group interaction. Collaborative learning activities specific to the occupational field. Learning objectives established specific to the particular occupational field. Seventy-five hours of paid employment or 60 hours of volunteer employment per unit per semester. Maximum of 4 units per semester, 16 units total. May be repeated up to three times for not more than 16 units total. *(In lieu of RC's COTR 19G)*

#### **CREDIT, DEGREE APPLICABLE, NONTRANSFERABLE**

**Registered Nursing 151, Perioperative Nursing Clinical, 1 unit, 4 lab hours, (14 weeks), (Credit/No credit), (Repeats = 2). Prerequisite: Registered Nurse, or Registered Nursing 3 and Registered Nursing 4. Corequisite: Registered Nursing 50.**

Clinical experience in perioperative registered nursing. Application of concepts of perioperative nursing using the nursing process. Participation in all aspects of delivering perioperative nursing care in a variety of clinical settings. *(Unique)*

#### **CREDIT, NONDEGREE APPLICABLE**

1. **Air Conditioning 250, Digital Unitary Controls, 2 units, 2 lecture hours, 1 lab hour, (Repeats = 3). Advisory: Applied Technology 10, Air Conditioning 57, eligibility for English 125 and 126 or English 153 or ESL 67 and 68 and Math 101 or Applied Technology 130 recommended.** Principles and application of unitary digital controls. *(Unique)*
2. **Air Conditioning 251, Digital VAV Controls, 1 unit, 1.5 lecture hours, 1.5 lab yours, (9 weeks), (Repeats = 3). Advisory: Applied Technology 10, Air Conditioning 57, eligibility for English 125 and 126 or English 153 or ESL 67 and 68 and Math 101 or Applied Technology 130 recommended.** Principles and application of digital variable air volume controls. *(Unique)*
3. **Air Conditioning 252, DDC Network Controllers, 2 units, 2 lecture hours, 1 lab hour, (Repeats = 3). Advisory: Applied Technology 10, Air Conditioning 57, eligibility for English 125 and 126 or English 153 or ESL 67 and 68 and Math 101 or Applied Technology 130 recommended.** Principles and application of network controllers. *(Unique)*
4. **Business & Technology 251, Office Application Skills Lab, 0.2-1 unit, 0.6-3 lab hours, (16 weeks), (Credit/No Credit), (Repeats = 3), (Open Entry/Open Exit). Prerequisite: None.** Supervised use of ten-key calculators, typing software or office computer applications. Reinforcement of concepts from classroom studies and development of problem solving abilities on an independent basis. Grade based on hours worked in lab.
  - (a) .2 units for minimum of 10 hours, maximum of 12 hours
  - (b) .4 units for minimum of 19 hours, maximum of 21 hours
  - (c) .6 units for minimum of 29 hours, maximum of 31 hours
  - (d) .8 units for minimum of 39 hours, maximum of 44 hours
  - (e) 1 unit for minimum of 48 hours*(Unique)*

# *Fresno City College*

Office of Instruction

## PROPOSED REVISED COURSES

Effective Spring 2005

Approved and Recommended by the Curriculum Committee

*To ECPC November 23, 2004*

### CREDIT, DEGREE APPLICABLE, TRANSFERABLE

1. **Business & Technology 2, Word Processing I, 3 units, 3 lecture hours, 2 lab hours.** Revised course description to include: *Fulfills the computer literacy graduation requirement.* Updated course content. *(Unique)*
2. **Business & Technology 9, Computer Applications, 4 units, 3 lecture hours, 3 lab hours.** Revised course description to include: *Fulfills the computer literacy graduation requirement.* Updated course content. *(Unique)*
3. **Business & Technology 28, Microsoft Word I, 1.5 units, 3 lecture hours, 2 lab hours, (9 weeks), (Repeats = 3).** Revised course description to include: *Fulfills the computer literacy graduation requirement.* Updated course content. *(Unique)*
4. **Child Development 7A, Advanced Infant Development and Early Intervention–Birth to Age Three, 3 units, 3 lecture hours.** Revised course title to *Advanced Infant Toddler Development and Care.* Revised course description and updated content. *(Unique)*
5. **Computer Science 26, Discrete Mathematics for Computer Science, 3 units, 3 lecture hours.** Revised course units and hours to *4 units, 3 lecture hours, 2 lab hours.* *(Common with RC's CSCI 26)*

### CREDIT, NONDEGREE APPLICABLE

**Math 255, Pre-Algebra, 1-3 units, 3 lecture hours, (Credit/No Credit), (Repeats = 2).** Revised course units and hours to *3 units, 5 lecture hours.* Revised course repeatability to *Repeats = 0* and removed *credit/no credit* grading status. Revised prerequisite to read: *Prerequisite: Math 260D or a test score that would qualify the student to place out of or above Math 260D.* Revised course description and updated texts. *(In lieu of RC's MATH 256)*



# Fresno City College

Office of Instruction

## PROPOSED NEW PROGRAMS AND OPTIONS

Effective Fall 2005

Approved and Recommended by the Curriculum Committee

*To ECPC November 23, 2004*

1. **AIR CONDITIONING, DIGITAL AIR CONDITIONING CONTROLS**  
*Certificate of Completion*  
**Courses added, new** (See Proposed New Courses summary for details)  
Air Conditioning 57, System Configuration and Control  
Air Conditioning 250, Digital Unitary Controls  
Air Conditioning 251, Digital VAV Controls  
Air Conditioning 252, DDC Network Controllers  
Electrical Systems Technology 240, Building Automation  
**Courses added, existing**  
Applied Technology 10, Technical Computer Applications  
Electrical Systems Technology 55A, Digital Concepts  
Electrical Systems Technology 55B, Digital Applications
2. **ELECTRICAL SYSTEMS TECHNOLOGY, AUTOMATION CONTROL TECHNICIAN**  
*Certificate of Achievement*  
**Courses added, new** (See Proposed New Courses summary for details)  
Air Conditioning 57, System Configuration and Control  
Air Conditioning 250, Digital Unitary Controls  
Air Conditioning 251, Digital VAV Controls  
Air Conditioning 252, DDC Network Controllers  
Electrical Systems Technology 55C, SCADA Systems  
Electrical Systems Technology 57C, Voice and Data Cabling  
Electrical Systems Technology 240, Building Automation  
**Courses added, existing**  
Applied Technology 10, Technical Computer Applications  
Electrical Systems Technology 51, Direct Current Fundamentals of Electronics  
Electrical Systems Technology 55A, Digital Concepts  
Electrical Systems Technology 58, Programmable Logic Controllers  
Electrical Systems Technology 59, Instrumentation Systems
3. **ELECTRICAL SYSTEMS TECHNOLOGY, COMMUNICATIONS TECHNOLOGY**  
*Certificate of Completion*  
**Courses added, new** (See Proposed New Courses summary for details)  
Electrical Systems Technology 52, Alternating Current Fundamentals  
Electrical Systems Technology 57A, Analog Communications  
Electrical Systems Technology 57B, Digital Communications  
Electrical Systems Technology 57C, Voice and Data Cabling  
**Courses added, existing**  
Electrical Systems Technology 53, Lab Safety Practices  
Electrical Systems Technology 54, Integrated Devices

4. **ELECTRICAL SYSTEMS TECHNOLOGY, CONTROL SYSTEMS**  
*Certificate of Completion*  
**Courses added, new** (See Proposed New Courses summary for details)  
 Electrical Systems Technology 55C, SCADA Systems  
 Electrical Systems Technology 57C, Voice and Data Cabling  
**Courses added, existing**  
 Electrical Systems Technology 51, Direct Current Fundamentals of Electronics  
 Electrical Systems Technology 55A, Digital Concepts  
 Electrical Systems Technology 58, Programmable Logic Controllers  
 Electrical Systems Technology 59, Instrumentation Systems
5. **ELECTRICAL SYSTEMS TECHNOLOGY, NETWORK SECURITY**  
*Certificate of Completion*  
**Courses added, existing**  
 Electrical Systems Technology 61, Networking Essentials  
 Electrical Systems Technology 62, Router Theory and Technology  
 Electrical Systems Technology 63, Advanced Routing and Switching  
 Electrical Systems Technology 64, Advanced Networking and Management  
 Electrical Systems Technology 269A, Fundamentals of Network Security-Firewalls
6. **ELECTRICAL SYSTEMS TECHNOLOGY, WIRELESS NETWORKS**  
*Certificate of Completion*  
**Courses added, existing**  
 Electrical Systems Technology 61, Networking Essentials  
 Electrical Systems Technology 62, Router Theory and Technology  
 Electrical Systems Technology 269B, Fundamentals of Wireless LANs
7. **PHILOSOPHY**  
*Associate in Arts Degree*  
**Courses added, existing**  
 Humanities 10, Classical Humanities  
 Humanities 11, Modern Humanities  
 Philosophy 1A, Theories of Knowledge and Reality/Philosophy 1AH, Honors Theories of Knowledge and Reality  
 Philosophy 1B, Social/Political Philosophy  
 Philosophy 1C, Ethics  
 Philosophy 1D, World Religions  
 Philosophy 4, Critical Reasoning  
 Philosophy 5, Philosophy of Religion  
 Philosophy 6, Introduction to Logic

# Fresno City College

Office of Instruction

## PROPOSED REVISED PROGRAMS

Effective Fall 2005

Approved and Recommended by the Curriculum Committee

*To ECPC November 23, 2004*

1. **AIR CONDITIONING**

*Associate in Science Degree and Certificate of Achievement*

**Courses added, new** (See Proposed New Courses summary for details)

Air Conditioning 55, Technician Testing and Certification

Air Conditioning 57, System Configuration and Control

Electrical Systems Technology 240, Building Automation

**Course added, existing**

Electrical Systems Technology 55B, Digital Applications

**Courses deleted** (from program ONLY)

Applied Technology 11, Basic Electricity

Architecture 12, Architectural Practice

2. **ELECTRICAL SYSTEMS TECHNOLOGY**

*Associate in Science Degree and Certificate of Achievement*

**Courses added, new** (See Proposed New Courses summary for details)

Electrical Systems Technology 52, Alternating Current Fundamentals

Electrical Systems Technology 55C, SCADA Systems

Electrical Systems Technology 56A, Wiring Methods

Electrical Systems Technology 56B, Motor Controls

Electrical Systems Technology 56C, Industrial Electronics

Electrical Systems Technology 57A, Analog Communications

Electrical Systems Technology 57B, Digital Communications

Electrical Systems Technology 57C, Voice and Data Cabling

Electrical Systems Technology 96A, National Electrical Code Part 1

Electrical Systems Technology 96B, National Electrical Code Part 2

Electrical Systems Technology 96C, National Electrical Code Part 3

**Courses revised** (See Proposed Revised Courses summary for details)

Electrical Systems Technology 51, Direct Current Fundamentals of Electronics

Electrical Systems Technology 55B, Digital Applications

**Courses deleted** (from curriculum) (See Proposed Deleted Courses summary for details)

Electrical Systems Technology 52, Circuit Analysis

Electrical Systems Technology 56, Industrial Electronics

Electrical Systems Technology 57, Communication Fundamentals

Electrical Systems Technology 96, National Electrical Code

3. **HEALTH INFORMATION TECHNOLOGY**

*Associate in Science Degree*

**Course added, existing**

Biology 5, Human Biology

**Course deleted (from program ONLY)**

Biology 151, Elementary Human Anatomy and Physiology

4. **MEDICAL ASSISTANT-CLINICIAN**

*Associate in Science Degree*

**Course added, existing**

Biology 5, Human Biology

**Course deleted (from program ONLY)**

Biology 151, Elementary Human Anatomy and Physiology

# *Fresno City College*

Office of Instruction

## **PROPOSED DELETED PROGRAM**

Effective Fall 2005

Approved and Recommended by the Curriculum Committee

*To ECPC November 23, 2004*

### **JOURNALISM**

*Associate in Science Degree and Certificate of Achievement*

The Journalism major should be deleted because it no longer serves its original purpose. We plan to completely revise this major in the future to include current technology, current practices and updated curriculum.

# *Fresno City College*

Office of Instruction

## PROPOSED NEW COURSES

Effective Fall 2005

Approved and Recommended by the Curriculum Committee

*To ECPC November 23, 2004*

### CREDIT, DEGREE APPLICABLE, TRANSFERABLE

1. **Building Safety and Code Administration 27, National Electrical Code Part 2, 3 units, 3 lecture hours, (Repeats = 3), (See also Electrical Systems Technology 96B). Prerequisite: None.**  
Application of the rules for engineering, designing, installing, maintaining, and inspecting installations. Designed for newcomers to the electrical industry and professionals seeking preparation for obtaining additional certifications or further knowledge. General wiring, motors, controls, transformers, other equipment and grounding. *(Unique)*
2. **Building Safety and Code Administration 37, National Electrical Code Part 3, 3 units, 3 lecture hours, (Repeats = 3), (See also Electrical Systems Technology 96C). Prerequisite: None.**  
Application of the rules for engineering, designing, installing, maintaining, and inspecting installations. Designed for newcomers to the electrical industry and professionals seeking preparation for obtaining additional certifications or further knowledge. General wiring, motors, controls, transformers, other equipment and grounding. *(Unique)*
3. **Building Safety and Code Administration 47, National Electrical Code–Electrical Safety, 3 units, 3 lecture hours, (Repeats = 3), (See also Electrical Systems Technology 96D). Prerequisite: None.**  
Fundamentals of electrical safety as required by NFPA Document 70E.. *(Unique)*
4. **Electrical Systems Technology 52, Alternating Current Fundamentals, 3 units, 2.5 lecture hours, 1.5 lab hours, (Repeats = 3). Prerequisite: None.**  
Alternating current fundamentals including applicable laws, principles and devices. Designed to meet the needs of industry and for more advanced electronic courses. *(Unique)*
5. **Electrical Systems Technology 55C, SCADA Systems, 2 units, 2 lecture hours, 1 lab hour, (Repeats = 3). Prerequisite: None.**  
Principles and application of SCADA. Aspects of the data acquisition system from specification and application. Gives a solid understanding of interfacing a PC to real world measurement devices. *(Unique)*
6. **Electrical Systems Technology 56A, Wiring Methods, 3 units, 2.5 lecture hours, 1.5 lab hours, (Repeats = 3). Prerequisite: None.**  
Introduction and application of electrical wiring methods as recognized by the National Electrical Code. Includes wiring methods and procedures for residential, commercial and industrial applications. Major emphasis will be placed upon electrical safety as applied to electrical power systems. *(Unique)*

7. **Electrical Systems Technology 56B, Motor Controls, 3 units, 2.5 lecture hours, 1.5 lab hours, (Repeats = 3). Prerequisite: None.**  
Investigation and implementation of motor control. Emphasis on the fundamentals of motor operation, electrical systems, controls as well as the National Electrical Code. *(Unique)*
8. **Electrical Systems Technology 56C, Industrial Electronics, 3 units, 2.5 lecture hours, 1.5 lab hours, (Repeats = 3). Prerequisite: None.**  
Application of electronic principles in the industrial environment. Emphasis on power circuits, control circuits and electronic components. *(Unique)*
9. **Electrical Systems Technology 57A, Analog Communications, 3 units, 3 lecture hours, 1 lab hour, (Repeats = 3). Prerequisite: None.**  
Analog modulation techniques and the frequency spectrum. *(Unique)*
10. **Electrical Systems Technology 57B, Digital Communications, 3 units, 3 lecture hours, 1 lab hour, (Repeats = 3). Prerequisite: None.**  
Digital multiplexing, modems and fiber optics. *(Unique)*
11. **Electrical Systems Technology 57C, Voice and Data Cabling, 3 units, 2.5 lecture hours, 1.5 lab hours, (Repeats = 3). Prerequisite: None.**  
The course focuses on cabling issues related to data and voice connections and provides an understanding of the industry and its worldwide standards, types of media and cabling, physical and logical networks, as well as signal transmission. *(Unique)*
12. **Electrical Systems Technology 96A, National Electrical Code Part 1, 3 units, 3 lecture hours, (Repeats = 3), (See also Building Safety and Code Administration 17). Prerequisite: None.**  
Application of the rules for engineering, designing, installing, maintaining, and inspecting electrical systems. Designed for newcomers and professionals seeking preparation for obtaining additional certifications or further knowledge. Branch circuits, electrical services, overcurrent protection, and grounding part 1. *(Unique)*
13. **Electrical Systems Technology 96B, National Electrical Code Part 2, 3 units, 3 lecture hours, (Repeats = 3), (See also Building Safety and Code Administration 27). Prerequisite: None.**  
Application of the rules for engineering, designing, installing, maintaining, and inspecting installations. Designed for newcomers to the electrical industry and professionals seeking preparation for obtaining additional certifications or further knowledge. General wiring, motors, controls, transformers, other equipment and grounding. *(Unique)*
14. **Electrical Systems Technology 96C, National Electrical Code Part 3, 3 units, 3 lecture hours, (Repeats = 3), (See also Building Safety and Code Administration 37). Prerequisite: None.**  
Application of the rules for engineering, designing, installing, maintaining, and inspecting installations. Designed for newcomers to the electrical industry and professionals seeking preparation for obtaining additional certifications or further knowledge. General wiring, motors, controls, transformers, other equipment and grounding. *(Unique)*
15. **Electrical Systems Technology 96D, National Electrical Code–Electrical Safety, 3 units, 3 lecture hours, (Repeats = 3), (See also Building Safety and Code Administration 47). Prerequisite: None.**  
Fundamentals of electrical safety as required by NFPA Document 70E. *(Unique)*

**CREDIT, NONDEGREE APPLICABLE**

1. **Computer Information Technology 202, Introduction to Online Learning, 1 unit, 1 lecture hour, 3 lab hours, (9 weeks), (Credit/No Credit), (Open Entry/Open Exit). Prerequisite: None.**  
Learn the skills necessary to take classes online. (*In lieu of RC's IS 202*)
2. **Electrical Systems Technology 240, Building Automation, 2 units, 2 lecture hours, (Repeats = 3). Prerequisite: None.**  
Building automation fundamentals identifying various aspects of the control systems within a commercial building envelope. (*Unique*)



# Fresno City College

Office of Instruction

## PROPOSED REVISED COURSES

Effective Fall 2005

Approved and Recommended by the Curriculum Committee

*To ECPC November 23, 2004*

### CREDIT, DEGREE APPLICABLE, TRANSFERABLE

1. **Aerospace Studies 2A, The Evolution of USAF and Space Power, 1 unit, 1 lecture hour.** Revised course description. *(Unique)*
2. **Aerospace Studies 2B, The Evolution of USAF and Space Power, 1 unit, 1 lecture hour.** Revised course description. *(Unique)*
3. **Building Safety and Code Administration 17, Electrical Code and Inspection, 3 units, 3 lecture hours, (Repeats = 3), (See also Electrical Systems Technology 96A).** Revised course title to *National Electrical Code Part 1*. Revised course description. Updated texts and content. *(Unique)*
4. **Business & Technology 14, Windows, 1.5 units, 3 lecture hours, 2 lab hours, (9 weeks), (See also Information Systems 14).** Revised cross-listed course to read: *(See also Computer Information Technology 17)*. *(Unique)*
5. **Business & Technology 18, Spreadsheet Fundamentals, 1.5 units, 3 lecture hours, 1 lab hour, (9 weeks), (See also Information Systems 18).** Revised cross-listed course to read: *(See also Computer Information Technology 23)*. *(Unique)*
6. **Business & Technology 24, Beginning Excel, 1 unit, 1 lecture hour, 2 lab hours, (9 weeks), (See also Information Systems 74).** Revised cross-listed course to read: *(See also Computer Information Technology 31)*. *(Unique)*
7. **Business & Technology 25, Microsoft Office, 3 units, 3 lecture hours, 1 lab hour, (See also Information Systems 25).** Revised cross-listed course to read: *(See also Computer Information Technology 20)*. Revised course prerequisite to read: *Prerequisite: Computer Information Technology 12 or Computer Information Technology 15*. *(Unique)*
8. **Business & Technology 26, Database Fundamentals, 1.5 units, 3 lecture hours, 1 lab hour, (9 weeks), (See also Information Systems 26).** Revised cross-listed course to read: *(See also Computer Information Technology 26)*. Revised course description. *(Unique)*
9. **Electrical Systems Technology 51, Fundamentals of Electronics, 3 units, 2.5 lecture hours, 1.5 lab hours, (Repeats = 0).** Revised course title to *Direct Current Fundamentals of Electronics*. Revised course repeatability to *Repeats = 3*. Revised course description and updated content. *(Unique)*
10. **Electrical Systems Technology 55A, Digital Concepts, 3 units, 3 lecture hours, 1 lab hour, (Repeats = 0).** Revised course description and repeatability to *Repeats = 3*. Updated course content. *(Unique)*

11. **Electrical Systems Technology 55B, Digital Applications, 5 units, 5 lecture hours, 4 lab hours, (Repeats = 0).** Revised course units and hours to **3 units, 3 lecture hours, 1 lab hour.** Revised course description and repeatability to **Repeats = 3.** Updated course content. *(Unique)*
12. **Electrical Systems Technology 58, Programmable Logic Controllers, 3 units, 3 lecture hours, 1 lab hour, (Repeats = 0).** Revised course repeatability to **Repeats = 3.** *(Unique)*
13. **Electrical Systems Technology 59, Instrumentation Systems, 3 units, 3 lecture hours, 1 lab hour, (Repeats = 0).** Revised course repeatability to **Repeats = 3.** *(Unique)*
14. **Electrical Systems Technology 60, PC & LAN Maintenance, 3 units, 3 lecture hours, 1 lab hour, (Repeats = 0).** Revised course title to **A+PC Maintenance** and course repeatability to **Repeats = 3.** Revised course description and updated texts. *(Unique)*
15. **Electrical Systems Technology 61, Networking Essentials, 3 units, 3 lecture hours, 1 lab hour, (Repeats = 0).** Revised course repeatability to **Repeats = 3.** Updated course texts. *(In lieu of RC's IS 49A)*
16. **Electrical Systems Technology 62, Router Theory and Technology, 3 units, 3 lecture hours, 1 lab hour, (Repeats = 0).** Revised course repeatability to **Repeats = 3.** Updated course texts. *(In lieu of RC's IS 49B)*
17. **Electrical Systems Technology 63, Advanced Routing and Switching, 3 units, 3 lecture hours, 1 lab hour, (Repeats = 0).** Revised course repeatability to **Repeats = 3.** Updated course texts. *(In lieu of RC's IS 49C)*
18. **Electrical Systems Technology 64, Advanced Networking and Management, 3 units, 3 lecture hours, 1 lab hour, (Repeats = 0).** Revised course repeatability to **Repeats = 3.** Updated course texts. *(In lieu of RC's IS 49D)*
19. **Electrical Systems Technology 65, Advanced Routing Protocols, 3 units, 3 lecture hours, 1 lab hour, (Repeats = 1).** Revised prerequisite to read **Prerequisite: Electrical Systems Technology 64 or CCNA Certification.** Revised course repeatability to **Repeats = 3.** *(Unique)*
20. **Electrical Systems Technology 66, Remote-Access Networks, 3 units, 3 lecture hours, 1 lab hour, (Repeats = 1).** Revised course repeatability to **Repeats = 3** and updated texts. *(Unique)*
21. **Electrical Systems Technology 67, Multi-Layer Switching, 3 units, 3 lecture hours, 1 lab hour, (Repeats = 1).** Revised prerequisite to read **Prerequisite: Electrical Systems Technology 65.** Revised course repeatability to **Repeats = 3** and updated texts. *(Unique)*
22. **Electrical Systems Technology 68, Network Troubleshooting, 3 units, 3 lecture hours, 1 lab hour, (Repeats = 1).** Revised prerequisite to read **Prerequisite: Electrical Systems Technology 66 and 67.** Revised course repeatability to **Repeats = 3** and updated texts. *(Unique)*
23. **Information Systems 12, Computer Literacy, 3 units, 3 lecture hours, 1 lab hour.** Revised course subject to **Computer Information Technology.** Revised course description to include: **Fulfills the computer literacy graduation requirement.** Updated texts and content. *(Unique)*
24. **Information Systems 14, Windows, 1.5 units, 3 lecture hours, 2 lab hours, (9 weeks), (See also Business & Technology 14).** Revised course subject and number to **Computer Information Technology 17.** *(Unique)*

25. **Information Systems 15, Computer Concepts, 3 units, 3 lecture hours, 1 lab hour.** Revised course subject to *Computer Information Technology*. Revised course description to include: *Fulfills the computer literacy graduation requirement*. Updated texts and content. *(In lieu of RC's IS 15)*
26. **Information Systems 17, Data Communications, 3 units, 3 lecture hours, 1 lab hour, (Repeats = 0).** Revised course subject and number to *Computer Information Technology 45*. Revised course prerequisite to read: *Prerequisite: Computer Information Technology 15*. Revised course repeatability to *Repeats = 1. (Unique)*
27. **Information Systems 18, Spreadsheet Fundamentals, 1.5 units, 3 lecture hours, 1 lab hour, (9 weeks), (See also Business & Technology 18).** Revised course subject and number to *Computer Information Technology 23*. Updated course texts. *(In lieu of RC's IS 18)*
28. **Information Systems 19, Work Experience (Cooperative), Occupational, 1-4 units, 1 lecture hour, (Repeats = 3).** Revised course subject to *Computer Information Technology*. *(Unique)*
29. **Information Systems 20, Advanced Spreadsheets, 1.5 units, 3 lecture hours, 1 lab hour, (9 weeks).** Revised course subject and number to *Computer Information Technology 24*. Revised course prerequisite and advisory to read: *Prerequisite: Computer Information Technology 23 or Business & Technology 18. Advisory: None*. Updated course texts. *(Unique)*
30. **Information Systems 22, Computer Operating Systems, 3 units, 3 lecture hours, 2 lab hours, (Repeats = 0).** Revised course subject and number to *Computer Information Technology 40*. Revised course prerequisite to read: *Prerequisite: Computer Information Technology 12 or Computer Information Technology 15*. Revised course repeatability to *Repeats = 1* and course description. *(Unique)*
31. **Information Systems 23, Web Page Development I, 1.5 units, 3 lecture hours, 1 lab hour, (9 weeks).** Revised course subject and number to *Computer Information Technology 86*. Revised course prerequisite to read: *Prerequisite: Computer Information Technology 12, or Computer Information Technology 15 and Computer Information Technology 80*. Updated course texts. *(Unique)*
32. **Information Systems 24, Web Page Development II, 1.5 units, 3 lecture hours, 1 lab hour, (9 weeks).** Revised course subject and number to *Computer Information Technology 87*. Revised course prerequisite to read: *Prerequisite: Computer Information Technology 86*. Revised course description and updated texts. *(Unique)*
33. **Information Systems 25, Microsoft Office, 3 units, 3 lecture hours, 1 lab hour, (See also Business & Technology 25).** Revised course subject and number to *Computer Information Technology 20*. Revised course prerequisite to read: *Prerequisite: Computer Information Technology 12 or Computer Information Technology 15*. Updated course texts. *(Unique)*
34. **Information Systems 26, Database Fundamentals, 1.5 units, 3 lecture hours, 1 lab hour, (9 weeks), (See also Business & Technology 26).** Revised course subject to *Computer Information Technology*. Revised course description and updated texts. *(Unique)*
35. **Information Systems 27, Advanced Database, 1.5 units, 3 lecture hours, 1 lab hour, (9 weeks).** Revised course subject to *Computer Information Technology*. Revised course prerequisite and advisory to read: *Prerequisite: Computer Information Technology 26 or Business & Technology 26. Advisory: None*. Updated course texts. *(Unique)*
36. **Information Systems 28, Dreamweaver–Data Driven Websites, 3 units, 3 lecture hours, 1 lab hour.** Revised course subject, number, and title to *Computer Information Technology 90, Data Driven Websites Using Dreamweaver*. Revised course prerequisite and advisory to read: *Prerequisite:*

*Computer Information Technology 15. Advisory: Graphic Communications 15 or 25; Computer Information Technology 86 recommended.* Revised course description and updated texts. *(Unique)*

37. **Information Systems 30A, Fundamentals of Networking, 4 units, 4 lecture hours, 1 lab hour, (Repeats = 0).** Revised course subject and number to *Computer Information Technology 50.* Revised course prerequisite to read: *Computer Information Technology 45.* Revised course repeatability to *Repeats = 2.* Updated course texts and content. *(Unique)*
38. **Information Systems 30B, MCSE-2153 Network Infrastructure, 4 units, 4 lecture hours, 1 lab hour, (Repeats = 0).** R evised course subject, number, and title to *Computer Information Technology 51, MCSE Network Infrastructure.* Revised course prerequisite, corequisite, and advisory to read: *Prerequisite: Computer Information Technology 45. Corequisite: None. Advisory: Computer Information Technology 50 recommended.* Revised course repeatability to *Repeats = 2.* Revised course description and updated texts and content. *(Unique)*
39. **Information Systems 30C, MCSE-2154 Directory Services, 4 units, 4 lecture hours, 1 lab hour, (Repeats = 0).** R evised course subject, number, and title to *Computer Information Technology 52, MCSE Directory Services.* Revised course prerequisite, corequisite, and advisory to read: *Prerequisite: Computer Information Technology 45. Corequisite: None. Advisory: Computer Information Technology 50 recommended.* Revised course repeatability to *Repeats = 2.* Revised course description and updated texts and content. *(Unique)*
40. **Information Systems 30D, MCSE-1561 Directory Infrastructure, 4 units, 4 lecture hours, 1 lab hour, (Repeats = 0).** Revised course subject, number, and title to *Computer Information Technology 53, MCSE Directory Infrastructure.* Revised course prerequisite and advisory to read: *Prerequisite: Computer Information Technology 45. Advisory: Computer Information Technology 50 recommended.* Revised course repeatability to *Repeats = 2.* Revised course description and updated texts and content. *(Unique)*
41. **Information Systems 30E, MCSE-1562 Network Services, 4 units, 4 lecture hours, 1 lab hour, (Repeats = 0).** R evised course subject, number, and title to *Computer Information Technology 54, MCSE Network Services.* Revised course prerequisite and advisory to read: *Prerequisite: Computer Information Technology 45. Advisory: Computer Information Technology 50 recommended.* Revised course repeatability to *Repeats = 2.* Revised course description and updated texts and content. *(Unique)*
42. **Information Systems 30F, MCSE-2150 Network Security, 4 units, 4 lecture hours, 1 lab hour, (Repeats = 0).** R evised course subject, number, and title to *Computer Information Technology 55, MCSE Network Security.* Revised course prerequisite and advisory to read: *Prerequisite: Computer Information Technology 45. Advisory: Computer Information Technology 50 recommended.* Revised course repeatability to *Repeats = 2.* Revised course description and updated texts and content. *(Unique)*
43. **Information Systems 30G, MCSE-836 Proxy Server, 4 units, 4 lecture hours, 1 lab hour, (Repeats = 0).** Revised course subject, number, and title to *Computer Information Technology 56, MCSE ISA.* Revised course prerequisite and advisory to read: *Prerequisite: Computer Information Technology 45. Advisory: Computer Information Technology 50 recommended.* Revised course repeatability to *Repeats = 2.* Revised course description and updated texts and content. *(Unique)*
44. **Information Systems 32, PowerPoint, 1 unit, 1 lecture hour, 2 lab hours, (9 weeks).** Revised course subject and number to *Computer Information Technology 29.* Revised course texts. *(Unique)*
45. **Information Systems 33, Beginning Java Programming, 3 units, 3 lecture hours, 1 lab hour.** Revised course subject and number to *Computer Information Technology 63.* Revised course prerequisite and advisory to read: *Prerequisite: Computer Information Technology 15. Advisory: None. (In lieu of RC's IS 33)*

46. **Information Systems 34, Advanced Java Programming, 3 units, 3 lecture hours, 1 lab hour.** Revised course subject and number to *Computer Information Technology 64*. Revised course prerequisite and advisory to read: *Prerequisite: Computer Information Technology 63. Advisory: None. (Unique)*
47. **Information Systems 36, Beginning C++ Programming, 3 units, 3 lecture hours, 1 lab hour.** Revised course subject and number to *Computer Information Technology 66*. Revised course prerequisite to read: *Prerequisite: Computer Information Technology 15*. Updated course texts. *(Unique)*
48. **Information Systems 37, Advanced C++ Programming, 3 units, 3 lecture hours, 1 lab hour.** Revised course subject and number to *Computer Information Technology 67*. Revised course prerequisite to read: *Prerequisite: Computer Information Technology 66*. Updated course texts. *(Unique)*
49. **Information Systems 40, Internet Basics, 1.5 units, 3 lecture hours, 1 lab hour, (9 weeks).** Revised course subject and number to *Computer Information Technology 80*. Revised course advisory to read: *Advisory: None*. Revised course description and updated texts. *(In lieu of RC's IS 40)*
50. **Information Systems 41, World Wide Web Research, 1.5 units, 3 lecture hours, 1 lab hour, (9 weeks).** Revised course subject and number to *Computer Information Technology 81*. Revised course advisory to read: *Advisory: Computer Information Technology 12 or Computer Information Technology 15 recommended*. Updated course texts. *(In lieu of RC's IS 41)*
51. **Information Systems 46, Advanced Microsoft Office, 3 units, 3 lecture hours, 1 lab hour.** Revised course subject and number to *Computer Information Technology 21*. Revised course prerequisite and advisory to read: *Prerequisite: Computer Information Technology 20. Advisory: Computer Information Technology 60 recommended*. Updated course texts. *(Unique)*
52. **Information Systems 47, Visual Basic, 3 units, 3 lecture hours, 1 lab hour.** Revised course subject, number, and title to *Computer Information Technology 60, Beginning Visual Basic*. Revised course prerequisite and advisory to read: *Prerequisite: Computer Information Technology 15. Advisory: None*. Updated course texts. *(In lieu of RC's IS 47)*
53. **Information Systems 49, Advanced Visual Basic, 3 units, 3 lecture hours, 1 lab hour.** Revised course subject and number to *Computer Information Technology 61*. Revised course prerequisite and advisory to read: *Prerequisite: Computer Information Technology 60. Advisory: None*. Revised course description and updated texts. *(Unique)*
54. **Information Systems 74, Beginning Excel, 1 unit, 1 lecture hour, 2 lab hours, (9 weeks), (See also Business & Technology 24).** Revised course subject and number to *Computer Information Technology 31. (Unique)*
55. **Journalism 1, Introduction to Mass Communication, 3 units, 3 lecture hours.** Revised course prerequisite and advisory to read: *Prerequisite: Eligibility for English 125 and 126 or English 153 or ESL 67 and 68. Advisory: None*. Revised course description. Updated course content and texts. *(Common with RC's JOURN 1)*
56. **Journalism 2, Interpreting Current Events, 3 units, 3 lecture hours.** Revised course description. Updated course content and texts. *(Unique)*
57. **Journalism 3, Newswriting, 3 units, 2 lecture hours, 3 lab hours.** Revised course prerequisite and advisory to read: *Prerequisite: Eligibility for English 1A. Advisory: None*. Updated course texts. *(Common with RC's JOURN 3)*

58. **Journalism 5, Newspaper Production, 3 units, 2 lecture hours, 4 lab hours, (Repeats = 3).** Revised course advisory to read: *Advisory: Eligibility for English 125 or ESL 67 recommended. For reporters and editors, Journalism 3 (can be concurrent) or equivalent. For photographers, demonstrated ability to use a camera. For artists and designers, demonstrated ability in the field of art or graphics.* Revised course description. Updated course content and texts. *(In lieu of 3 units of RC's JOURN 8)*
59. **Military Science 11, General Leadership Skills, 2 units, 2 lecture hours.** Revised course description. Updated course content and texts. *(Unique)*
60. **Military Science 12, Basic Leadership and Management, 2 units, 2 lecture hours.** Revised course description. Updated course content and texts. *(Unique)*
61. **Military Science 50A, Leadership Lab I, 1 unit, 3 lab hours, (Repeats = 1).** Revised course description and repeatability to *Repeats = 0*. Updated course content. *(Unique)*
62. **Military Science 50B, Leadership Lab II, 1 unit, 3 lab hours, (Repeats = 1).** Revised course description and repeatability to *Repeats = 0*. Updated course content. *(Unique)*
63. **Speech 2, Interpersonal Communication, 3 units, 3 lecture hours.** Updated course content and texts. *(Common with RC's SPEECH 2)*

#### CREDIT, NONDEGREE APPLICABLE

1. **Administration of Justice 271, Basic Reserve Police Academy, Level III, Part 1, PC 832, 3 units, 2.75 lecture hours, 1 lab hour, (Repeats = 3).** Revised course prerequisite to read: *Prerequisite: Demonstration of physical ability to use a firearm with safety. Must obtain a Department of Justice clearance for firearms possession prior to the firearms portion of the class. (Unique)*
2. **Administration of Justice 271A, PC 832 (Intensive Format), 0.5-1.5 units, 6-27 lecture hours, 6.6 lab hours, (2 weeks), (Credit/No Credit), (Repeats = 3).** Revised course prerequisite to read: *Prerequisite: Must be able to demonstrate physical ability to use a firearm and to perform arrest and control techniques in a safe manner. Must obtain a Department of Justice clearance for firearms possession prior to the firearms portion of the class. (Unique)*
3. **Administration of Justice 282, PC 832 and Expandable Baton (Intensive Format), 1.5 units, 27 lecture hours, 10.8 lab hours, (2 weeks), (Credit/No Credit), (Repeats = 3).** Revised course prerequisite to read: *Prerequisite: Demonstration of physical ability to use a firearm safely. Must obtain a Department of Justice clearance for firearms possession prior to the firearms portion of the class. (Unique)*
4. **Administration of Justice 297, Baton and Defense Tactics Seminar, 0.2 units, 6.5 lecture hours, 2 lab hours, (1 week), (Credit/No Credit), (Repeats = 3).** Revised course prerequisite to read: *Prerequisite: Sworn peace officer or reserve officer or AJ 270. (Unique)*
5. **Electrical Systems Technology 269B, Fundamentals of Wireless LANs, 3 units, 3 lecture hours, 1 lab hour, (Repeats = 1).** Revised course prerequisite to read: *Prerequisite: Electrical Systems Technology 61 or Computer Information Technology 45 or equivalent.* Revised course repeatability to *Repeats = 3. (Unique)*
6. **Information Systems 231, Network+ Preparation, 1.5 units, 3 lecture hours, 1 lab hour, (9 weeks), (Repeats = 0).** Revised course subject and number to *Computer Information Technology 237.* Revised course prerequisite and corequisite to read: *Prerequisite: Computer Information Technology 15.*

*Corequisite: Computer Information Technology 45.* Revised course repeatability to *Repeats = 1.*  
Updated course texts. *(Unique)*

7. **Information Systems 238, A+ Systems Software, 3 units, 3 lecture hours, 1 lab hour.** Revised course subject to *Computer Information Technology* and title to *A+ and Server+ Systems Fundamentals*. Revised course prerequisite to read: *Prerequisite: Computer Information Technology 15.* Revised course description. *(Unique)*
8. **Information Systems 239, INET+ Preparation, 3 units, 3 lecture hours, 1 lab hour, (Repeats = 0).** Revised course subject to *Computer Information Technology*. Revised course prerequisite to read: *Prerequisite: Computer Information Technology 15.* Revised course repeatability to *Repeats = 1.* *(Unique)*
9. **Information Systems 260, Computer Skills Lab, 1 unit, 3 lab hours, (Repeats = 3).** Revised course subject to *Computer Information Technology*. Revised course to *open entry/open exit.* *(Unique)*
10. **Information Systems 261, Internet Skills Lab, 0.2-1 unit, 0.6-3 lab hours, (Repeats = 3).** Revised course subject to *Computer Information Technology*. Revised course to *open entry/open exit.* *(Unique)*
11. **Information Systems 277, Accelerated Excel, 1.5 units, 3 lecture hours, 2 lab hours, (9 weeks), (See also Business & Technology 277).** Revised course subject to *Computer Information Technology.* *(Unique)*

# *Fresno City College*

Office of Instruction

## PROPOSED DELETED COURSES

Effective Fall 2005

Approved and Recommended by the Curriculum Committee

*To ECPC November 23, 2004*

### CREDIT, DEGREE APPLICABLE, TRANSFERABLE

1. **Electrical Systems Technology 52, Circuit Analysis, 3 units, 3 lecture hours. (Unique)**  
Being replaced with a new Electrical Systems Technology 52, Alternating Current Fundamentals, course.
2. **Electrical Systems Technology 56, Industrial Electronics, 8 units, 5 lecture hours, 10 lab hours. (Unique)**  
To provide more degree applicable courses. This course is being split into three courses: Electrical Systems Technology 56A, Electrical Systems Technology 56B, Electrical Systems Technology 56C.
3. **Electrical Systems Technology 57, Communication Fundamentals, 8 units, 5 lecture hours, 10 lab hours. (Unique)**  
This course is being split into three courses: Electrical Systems Technology 57A, Electrical Systems Technology 57B, Electrical Systems Technology 57C.
4. **Electrical Systems Technology 96, National Electrical Code, 3 units, 3 lecture hours. (Unique)**  
To meet the new requirements of industry, this course is being replaced by Electrical Systems Technology 96A, Electrical Systems Technology 96B, Electrical Systems Technology 96C, Electrical Systems Technology 96D.
5. **Journalism 6, Magazine Staff, 3 units, 1 lecture hour, 6 lab hours. (Unique)**  
This course is no longer being taught and there are no plans to teach it in the future.
6. **Journalism 10, Introduction to Broadcast Journalism, 3 units, 3 lecture hours. (Unique)**  
This course is no longer being taught and there are no plans to teach it in the future.
7. **Journalism 19, Work Experience (Cooperative), Occupational, 1-4 units, 1 lecture hour. (Unique)**  
The class is being deleted because the major is being deleted.

### CREDIT, DEGREE APPLICABLE, NON-TRANSFERABLE

**Pharmacy Technology 101, Pharmacy Technician Training Course, 11 units, 16 lecture hours, 14 lab hours, (10 weeks). (Unique)**  
Program will no longer be offered at Fresno City College.



## CREDIT, NONDEGREE APPLICABLE

1. **Administration of Justice 260, Police Cadet Administration, 3 units, 1 lecture hour, 6 lab hours. (Unique)**  
No longer offered.
2. **Administration of Justice 261, Fresno City College Police Cadet Field, 3 units, 1 lecture hour, 6 lab hours. (Unique)**  
No longer offered.
3. **Information Systems 272, Introduction to Computers, 1 unit, 1 lecture hour. (Unique)**  
No longer used in the program for which it was designed.
4. **Information Systems 275, Accelerated Lotus, 1 unit, 1 lecture hour, 1 lab hour. (Unique)**  
No longer used in the program for which it was designed.
5. **Information Systems 276, Accelerated dBase, 1 unit, 1 lecture hour, 1 lab hour. (Unique)**  
No longer used in the program for which it was designed.
6. **Information Systems 278, Accelerated Access, 1 unit, 1 lecture hour, 1 lab hour. (Unique)**  
No longer used in the program for which it was designed.

## NONCREDIT

1. **Automotive Mechanics 373 (CTC), Brakes, Suspension and Steering, 0 units, 10 lecture hours, 20 lab hours. (Unique)**  
This course is no longer being taught. It will require major revisions if reinstated.
2. **Building Maintenance 370 (CTC), Building Maintenance, 0 units, 10 lecture hours, 20 lab hours. (Unique)**  
This course is no longer being taught. It will require major revisions if reinstated.
3. **Electronic Technology 370 (CTC), Computer Technician, 0 units, 6.65 lecture hours, 13.35 lab hours. (Unique)**  
This course is no longer being taught. It will require major revisions if reinstated.

# Fresno City College

Office of Instruction

## SPECIAL STUDIES 47, 177, 277 TOPICS

Effective Spring 2004, Summer 2004, Fall 2004, Spring 2005

Approved and Recommended by the Curriculum Committee

*To ECPC November 23, 2004*

### CREDIT, DEGREE APPLICABLE, TRANSFERABLE

#### Special Studies 47

1. Applied Technology Division

a. *Offered Summer 2004*

**ROTC Leadership Training Course, 3 units, 144 total lab hours, credit/no credit, open entry/open exit.** A four-week training program during the summer. This is a “no obligation” look at the U.S. Army’s basic leadership skills and training overview.

b. *Effective Fall 2004*

1) **Advanced Leadership and Management, 3 units, 3 lecture hours.** Personnel management problems and techniques of motivation as applied to a military environment; techniques and methods of instruction; application of basic military skills; military law.

2) **ROTC Junior Leadership Lab I, 1 unit, 3 lab hours.** Practical work to augment classroom instruction by teaching leadership, tactics, and soldier skills. Weekly afternoon laboratories plus one field trip each semester.

2. Business Division

*Effective Spring 2005*

**Basic Networking, 4 units, 4 lecture hours, 1 lab hour, 2 repeats. Prerequisite: IS 17.** Fundamentals of computer network design, installation, software and communication links.

3. Health Sciences Division

*Effective Fall 2004*

**Work Experience (Cooperative), Occupational, 1-4 units, 1 lecture hour, 3 lab hours, 3 repeats. Corequisite: Must be enrolled in a minimum of 7 units including work experience. Summer Session: Must be enrolled in a least one other course. Supervised employment directly related to the student’s major. Offered under specific majors.** Success on the job, including interpersonal, problem solving, and communication skills; office dynamics and adapting to change. Group interaction. Collaborative learning activities specific to the occupational field. Learning objectives established specific to the particular occupational field. Seventy-five hours of paid employment or 60 hours of volunteer employment per unit per semester, maximum of 4 units per semester, 16 units total. May be repeated up to three times for not more than 16 units total. (*Note: for the Respiratory Care Program*)

4. Social Science Division

a. *Effective Fall 2004*

**Class, Race and Foreign Policy, 1 unit, 3 lecture hours, 6 weeks. Advisory: Eligibility for English 125 and 126 or English 153 or ESL 67 and 68 recommended.** How issues of class and race affect, and are affected by, US foreign policy. How assumptions made by policy makers are affected by their own class and race and by their stereotypes of other classes and races. The disparate impact of foreign policy decisions on different racial, ethnic and class groupings within the US and around the world. The role of the media in shaping public perception of international conflicts.

b. *Effective Spring 2005*

**Introduction to Lesbian and Gay Studies, 3 units, 3 lecture hours. Advisory: Eligibility for English 125 and 126 or English 153 or ESL 67 and 68 recommended.** The interdisciplinary field of Lesbian and Gay Studies through the disciplines of history, literature, law, science, political science, health science, media, psychology, and education. Issues to be covered will include, but not be limited to identity development and coming out, cultural ideology, sub-cultures, activism, gay marriage, gay parenting, and community. Theoretical perspectives concerning the historical development of sexual identity, the marginalization of sexual communities within social institutions and concomitant issues of class, race, and gender in contemporary U.S. Society and around the world will be explored.

**CREDIT, NONDEGREE APPLICABLE**

Special Studies 277

1. Applied Technology Division

a. *Offered Spring 2004*

- 1) **Adult Corrections Supplemental Core #2, 1 unit, 8 lecture hours, 4.4 lab hours, 5 weeks, credit/no credit. Prerequisite: AJ 270, correctional officer, or peace officer.** Designed to meet the requirements for Title 15, Section 180, for the correctional officer/peace officer who has completed the POST basic academy course.
- 2) **Advanced Officer Training–FPD 5, 0.1 unit, 4.2 lecture hours, 1 week, credit/no credit, contract class. Prerequisite: AJ 270 or sworn peace officer.** Introduces personnel to behavioral analysis of violent crime.
- 3) **FPD #6 Racial Profiling, 0.1 unit, total hours: 3 lecture, 2.2 lab, credit/no credit, open entry/open exit, contract class. Prerequisite: AJ 270 or sworn peace officer.** Provide students with an understanding of what racial profiling is and the negative impact it can have. Students will be exposed to real-life examples designed to enhance their ability to critically analyze their own beliefs and distinguish between when race is a legitimate factor in identifying a suspect.

b. *Offered Summer 2004*

- 1) **Automatic External Defibrillator (AED)/Ambulance Operations, 0.1 unit, 6 total lab hours, credit/no credit, 3 repeats, open entry/open exit, contract class. Prerequisite: FIRET 130 or employed by a public fire agency.** Provide all Fresno City firefighters with review of AED incidents and hands-on skills training regarding ambulance operations. The training sessions will be taught by qualified instructors and the Fresno County Health Department staff.
- 2) **Basic Reserve Police Academy Level 1, 7 units, 20 lecture hours, 21.29 lab hours, 9 weeks, credit/no credit, contract class. Prerequisite: AJ 271, 272, and 273.** Satisfies mandatory requirements for Level 1 reserve police officer.

- 3) **Citizens on Patrol #2, 0.8 units, 5 lecture hours, 3.4 lab hours, 5 weeks, credit/no credit, contract class. Prerequisite: Volunteer with a local law enforcement agency.** Introduction/orientation to the mission, policies, and procedures of the Fresno Police Department. Prepares students for service as a department volunteer.
- 4) **Confined Space Rescue Operations Drill, 0.1 unit, 8 total lab hours, credit/no credit, 3 repeats, open entry/open exit, contract class. Prerequisite: FIRET 130 or employed by a public fire agency.** Identify what constitutes a confined space, what hazards can be found in confined spaces, how those hazards can impact the authorized entrant and what should be done to protect entrants functioning in confined spaces. It also discusses equipment that can be used in confined space applications, ranging from environmental surveillance and monitoring equipment to respiratory protection equipment, protective clothing and lowering/retrieval systems.
- 5) **Correctional Core Enhancement #2, 1.5 units, 20 lecture hours, 13.6 lab hours, 2 weeks, credit/no credit. Prerequisite: AJ 280.** Optional course taken after the Basic Adult Correctional Officer Core to enhance the officer's training and to satisfy state mandated training.

c. *Effective Fall 2004*

- 1) **Advanced Officer/Kingsburg Reserve #12, 0.5 units, 2.5 lecture hours, 2.7 lab hours, 5 weeks, credit/no credit, 3 repeats. Prerequisite: AJ 270 or reserve officer with a law enforcement agency.** Provides bi-yearly 24-hour training requirements for reserve peace officers.
- 2) **Automotive Paintless Dent Repair, 3 units, 2 lecture hours, 3 lab hours.** This course will expose students to the technique of paintless dent repair of small dents without damaging the paint on the vehicle.
- 3) **Ballistic Shield, 0.2 units, total hours: 5.2 lecture, 5.2 lab, credit/no credit, unlimited repeats, open entry/open exit, contract class. Prerequisite: AJ 270 or sworn peace officer.** In-service training on the deployment considerations, limitations, and safe use of the hand-held ballistic shield.
- 4) **Clovis FD EMS Continuing Education, Module B, 0.3 units, total hours: 6.3 lecture and 18.9 lab, credit/no credit, 3 repeats, open entry/open exit, contract class. Prerequisite: FIRET 130 or employed by a public fire agency.** This course is designed to maintain the current level of certification and provide classes to current emergency medical technicians and first responders. This program is developed and taught by firefighters who are skilled trainers.
- 5) **Fire Training Symposium 2004, 0.5 units, up to a maximum 40 lecture and/or lab hours, credit/no credit, open entry/open exit, contract class. Prerequisite: FIRET 130 or employed by a public fire agency.** The symposium provides fire training officers from all over California with a program that focuses on train-the-trainer programs covering a wide variety of relevant topics. This program is constructed, designed, and taught by firefighters who are skilled trainers.
- 6) **Internal Affairs Investigation, 0.5 units, 20 lecture hours, 5.2 lab hours, 1 week, credit/no credit, 3 repeats. Prerequisite: AJ 270 or sworn peace officer.** Provides a comprehensive background of the issues, legal considerations and procedures concerning internal investigations.
- 7) **Supervisor's Update #2, 0.7 units, total hours: 24 lecture and 18 lab, credit/no credit, 3 repeats, open entry/open exit, contract class. Prerequisite: AJ 270, AJ 276, or first line supervisors with a law enforcement agency.** Updates department supervisors regarding Office of Emergency Services, critical incident, scene management, and role of the supervisory.

2. Business Division

*Effective Fall 2004*

**Computer Basics, 1.5 units, 2 lecture hours, 1 lab hour, 13 weeks.** Introduction to basic computer terminology and skills. Includes introduction to word processing and spreadsheet programs.

3. Health Sciences Division

*Effective Fall 2004*

**Clinical Preceptorship, 3 units, 7.5 hours lab, credit/no credit, 3 repeats, diversity grant.**

**Prerequisite: Successful completion of all cohort classes in the Registered Nursing Refresher**

**Program: SPST 277, ESL Reading Comprehension, Writing, and Communication Skills for**

**Nurses; SPST 277, Introduction to the U.S. Health Care System; and SPST 277, Skills Competency.**

Clinical practice of professional nursing skills for internationally trained nurses.

# *Fresno City College*

Office of Instruction

2+2+2 ARTICULATION AGREEMENTS  
Approved and Recommended by the Curriculum Committee

*To ECPC November 23, 2004*

## 1. NEW AGREEMENTS

### a. Applied Technology Division

*Effective Fall 2004*

Fowler Unified School District, Fowler High School

Computer Maintenance/Repair and Networking—Electrical Systems Technology 60, PC and LAN Maintenance

### b. Business Division

*Effective Fall 2004*

#### 1) Kerman High School

Accounting I—Accounting 70, Accelerated QuickBooks

#### 2) Kerman High School

Accounting I—Accounting 71, Accounting Using QuickBooks-Beginning, and Accounting 72, Accounting Using QuickBooks-Intermediate

### c. Social Science Division

#### 1) *Effective Fall 2003*

Yosemite High School

Teaching Careers—Education 30, Survey of Education and Educational Aide 19, Work Experience (Cooperative), Occupational

#### 2) *Effective Fall 2004*

##### a) Caruthers High School

Careers in Criminal Justice—Criminology 1, Introduction to Criminology

##### b) Edison High School

Clothing & Fashion I—Home Economics 24, Beginning Sewing

##### c) Fresno High School

Clothing & Fashion I and Clothing & Fashion II—Home Economics 24, Beginning Sewing

##### d) Fresno High School

Human Development: Children and You—Child Development 150, Basic Child Growth and Development

- e) Fresno ROP: FUSD (Duncan Poly, Fresno High), CUSD (Clovis West, Clovis High, Clovis East), Caruthers, Fowler, Golden Plains (Tranquility), Madera (Madera North), Sierra, Riverdale High Schools  
Careers in Education—Education 30, Survey of Education and Educational Aide 19, Work Experience (Cooperative), Occupational
- f) McLane High School  
Human Development: Children and You—Child Development 150, Basic Child Growth and Development
- g) McLane High School  
Introduction to Teaching—Education 30, Survey of Education
- h) Selma High School  
Child Development/Developing Child—Child Development 150, Basic Child Growth and Development
- i) Valley ROP  
Careers in Criminal Justice—Criminology 1, Introduction to Criminology

## 2. RENEWALS

### a. Applied Technology Division

- 1) *Agreement No. T-96F*  
CART  
Internetworking Level 1—Electrical Systems Technology 61, Networking Essentials
- 2) *Agreement No. T-97F*  
CART  
Internetworking Level 2—Electrical Systems Technology 62, Router Theory & Technology
- 3) *Agreement No. T-98F*  
CART  
Internetworking Level 3—Electrical Systems Technology 63, Advanced Routing & Switching
- 4) *Agreement No. T-99F*  
CART  
Internetworking Level 4—Electrical Systems Technology 64, Advanced Network Management

### b. Business Division

*Agreement No. B-63F*  
Sanger High School  
Accounting 4500, 1 year—Business & Technology 131, Applied Accounting

## 2. DISCONTINUANCES

### Business Division

*Agreement No. B-06F*  
Kerman High School  
Accounting I—Business & Technology 131, Applied Accounting (formerly BGO 51)

# *Fresno City College*

Office of Instruction

## PROPOSED DISTANCE LEARNING

Effective Spring 2005 and Fall 2005

Approved and Recommended by the Curriculum Committee

*To ECPC November 23, 2004*

### **Internet-based (100%)**

1. *Effective Spring 2005*

- a. Business Administration 48, Introduction to eCommerce, 3 units, 3 lecture hours.
- b. English 126, Reading Skills for College, 3 units, 4 lecture hours.
- c. Guidance Studies 53, College and Life Management, 3 units 3 lecture hours.
- d. Guidance Studies 54, Foundations to Success in College, Career and Life, 1 unit, 1 lecture hour.
- e. Marketing 10, Principles of Marketing, 3 units, 3 lecture hours.

2. *Effective Fall 2005*

- a. Computer Information Technology 15, Computer Concepts, 3 units, 3 lecture hours, 1 lab hour, (Formerly IS 15).
- b. Computer Information Technology 63, Beginning Java Programming, 3 units, 3 lecture hours, 1 lab hour, (Formerly IS 33).
- c. Computer Information Technology 86, Web Page Development I, 1.5 units, 3 lecture hours, 1 lab hour, (9 weeks), (Formerly IS 23).
- d. Computer Information Technology 87, Web Page Development II, 1.5 units, 3 lecture hours, 1 lab hour, (9 weeks), (Formerly IS 24).
- e. Computer Information Technology 202, Introduction to Online Learning, 1 unit, 1 lecture hour, 3 lab hours, (9 weeks), (Credit/No Credit), (Open Entry/Open Exit).
- f. Health Information Technology 10, Medical Terminology, 3 units, 3 lecture hours.



# *Fresno City College*

Office of Instruction

## **FIVE-YEAR CURRICULUM REVIEW**

Approved and Recommended by the Curriculum Committee

*To ECPC November 23, 2004*

**Administration of Justice**

**Aerospace Studies**

**Apprenticeship**

**Career & Technology Center**

1. Automotive Collision Repair
2. Automotive Mechanics
3. Industrial Training
4. Maintenance Mechanics

**Electrical Systems Technology**

**Information Systems**

**Journalism**

**Military Science**

**Speech**



**PROPOSED COURSE MODIFICATIONS  
EFFECTIVE FALL 2004**

Approved and recommended by the Curriculum Committee

---

To ECPC November 23, 2004

**CREDIT, DEGREE APPLICABLE**

1. **Biology 3—Ecological Approach to Biology.** Added grading basis to course. (*common course*)
2. **Information Systems 1—Personal Computer Basics.** Modified catalog description, content outline, and outcomes. (*unique course*)
3. **Information Systems 2—Word Processing-A Brief Course.** Modified catalog description, content outline, and outcomes. (*unique course*)
4. **Information Systems 3—Spreadsheets-A Brief Course.** Modified catalog description, content outline, and outcomes. (*unique course*)
5. **Information Systems 4—The Internet-A Brief Course.** Modified catalog description, objectives, and outcomes. (*unique course*)
6. **Information Systems 5—How to Build a Computer System.** Modified catalog description and outcomes. (*unique course*)
7. **Information Systems 6—PowerPoint-A Brief Course.** Modified catalog description, content outline, and outcomes. (*unique course*)
8. **Information Systems 11—Computer Essentials.** Modified catalog description, content outline, outcomes. (*unique course*)
9. **Information Systems 15—Computer Concepts.** Modified catalog description, objectives, content outline, and outcomes. (*common course, will be in-lieu of FCC'S CIT 15*)
10. **Information Systems 26A—Database Concepts and Design.** Revised Basic Skills Advisories to None. Modified catalog description, objectives, and content outline. (*unique course*)
11. **Information Systems 29—Operating systems –** modified catalog description, content outline, and outcomes. (*unique course*)
12. **Information Systems 30—Fundamentals of Networking.** Modified objectives and outcomes. (*unique course*)
13. **Information Systems 31—Introduction to Programming.** Revised Basic Skills Advisories to None. Modified catalog description and outcomes. (*unique course*)
14. **Information Systems 33—Beginning Java Programming.** Modified catalog description, objectives, and outcomes. (*will be in-lieu FCC's CIT 63*)
15. **Information Systems 40A—Internet Concepts and Design.** Modified catalog description, and outcomes. (*unique course*)
16. **Information Systems 40B—Advanced Internet Concepts and Design.** Modified catalog description, objectives, content outline, and outcomes. (*unique course*)



**PROPOSED COURSE MODIFICATIONS**  
**EFFECTIVE FALL 2004**  
Approved and recommended by the Curriculum Committee

---

To ECPC November 23, 2004

**CREDIT, DEGREE APPLICABLE (continued)**

17. **Information Systems 43—Advanced Networking and Concepts.** Modified catalog description, objectives, and outcomes. (*unique course*)
18. **Information Systems 47—Visual Basic.** Modified catalog description, objectives, and outcomes. (*will be in-lieu FCC's CIT 60*)
19. **Information Systems 48—Internet and the Stock Market.** Modified catalog description, objectives, and outcomes. (*unique course*)
20. **Information Systems 49A—LAN Fundamentals-Cisco Training I.** Remove from meeting Computer Familiarity requirement. Modified objectives and outcomes. (*in-lieu FCC'S EST 61*)
21. **Information Systems 49B—Router Theory and Technology-Cisco Training II.** Remove from meeting Computer Familiarity requirement. Modified objectives and outcomes. (*in-lieu FCC'S EST 62*)
22. **Information Systems 49C—Advanced Routing and Switching-Cisco Training III.** Remove from meeting Computer Familiarity requirement. Modified objectives and outcomes. (*in-lieu FCC'S EST 63*)
23. **Information Systems 49D—Advanced Network Design and Management-Cisco Training IV.** Remove from meeting Computer Familiarity requirement. Modified objectives and outcomes. (*in-lieu FCC'S EST 64*)



**PROPOSED NEW COURSES  
EFFECTIVE FALL 2004**

Approved and recommended by the Curriculum Committee

---

To ECPC November 23, 2004

**CREDIT, NON-DEGREE APPLICABLE**

1. **Special Studies 277—American Government Tutorial** short-term course, .5 unit, 9 lecture hours, credit/no-credit only. Subject Corequisites: POLSCI 2.  
This course is intended to provide group-based tutorial assistance for students who are currently enrolled in Political Science 2 (American Government). (*unique course*)
2. **Special Studies 277—Fundamentals of Personal Success, short-term course, 1.0 unit 18 lecture hours, credit/no-credit only.**  
Students will develop a personal plan for achieving their life goals. Students will learn to recognize the relationship between goal setting and personal responsibility. Topics include the role of “choice” in personal success, goal setting, positive self-talk, the power of positive imagery, the nature of self-esteem, barriers to success, benefits of good time-management, decision-making and problem-solving strategies. (*unique course*)
3. **Special Studies 277—Parenting Strategies and Family Relationships, short-term course, 1.0 unit 18 lecture hours, credit/no-credit only.**  
This course examines the importance of family relationships and helps identify strategies that can lead to positive changes within the family. Students will learn strategies for effective parenting. Students will complete a Personality Puzzle assessment to gain insight into their own behavior patterns and acquire communication skills for building quality relationships with family members. Students will learn to understand the dynamics of stress and anger and develop coping strategies to use in the home. Students will examine the dynamics of domestic violence and learn how to set and maintain personal boundaries within their family relationships. (*unique course*)
4. **Special Studies 277—Personal Finance: Money Management, short-term course, 1.0 unit 18 lecture hours, credit/no-credit only.**  
Personal finance is a fundamental course in personal money management. Each student will be introduced to the benefits of budgeting and financial planning. Students will become familiar with recognizing how to best utilize their financial resources, identify the benefits and drawbacks of using credit, and learn the various types of checking and savings accounts. Students will learn how to file a basic tax return. (*unique course*)



**PROPOSED NEW COURSES  
EFFECTIVE SPRING 2005**

Approved and recommended by the Curriculum Committee

---

To ECPC November 23, 2004

**CREDIT, DEGREE APPLICABLE**

**Criminal Justice 19V – Criminal Justice Cooperative Work Experience** 1-4 units 75 hours paid employment/per unit or 60 hours volunteer employment/per unit, 3 repeats max 16 units. **Subject Prerequisites:** Concurrent enrollment in minimum of 7 units.

Supervised employment directly related to the student's major and/or career goals in the field of Criminal Justice.

---

**CREDIT, NON-DEGREE APPLICABLE**

**Political Science 277—American Government Tutorial** short-term course, .5 unit, 9 lecture hours, credit/no-credit only. **Subject Corequisites:** POLSCI 2.

This course is intended to provide group-based tutorial assistance for students who are currently enrolled in Political Science 2 (American Government). (*unique course*)



**PROPOSED DELETED COURSES  
EFFECTIVE SPRING 2005**

Approved and recommended by the Curriculum Committee

---

**To ECPC November 23, 2004**

**CREDIT, DEGREE APPLICABLE**

**Information Systems 26 Database Fundamentals**  
Replaced by IS 26A and IS 26B. (*common course*)

---

**CREDIT, NON-DEGREE APPLICABLE**

**Spanish 260AB—Conversational Spanish**  
Course no longer offered) (*unique course*)



**PROPOSED COURSE MODIFICATIONS  
EFFECTIVE FALL 2005**

Approved and recommended by the Curriculum Committee

---

To ECPC November 23, 2004

**CREDIT, DEGREE APPLICABLE**

1. **Biology 1 – Principles of Biology.** Revised Subject Prerequisites to *MATH 103. (common course)*
2. **Business Administration 18—Business and the Legal Environment.** Modified course outcomes and objectives. *(common course)*
3. **Chemistry 1A – General Chemistry.** Revised Subject Prerequisites to High school chemistry with laboratory component, or CHEM 3A or equivalent, and *MATH 103 or equivalent. (common course)*
4. **Chemistry 28A—Organic Chemistry.** Modified catalog description, course outcomes, course objectives, and methods of grading. Revised Basic Skills Advisories to *None. (common course)*
5. **Chemistry 28B—Organic Chemistry.** Modified catalog description, course outcomes, course objectives, and methods of grading. Revised Basic Skills Advisories to *None. (common course)*
6. **Chemistry 29A—Organic Chemistry Laboratory.** Modified catalog description, course outcomes, course objectives, and methods of grading. Revised Basic Skills Advisories to *None. (common course)*
7. **Chemistry 29B—Organic Chemistry Laboratory.** Modified catalog description, course outcomes, course objectives, and methods of grading. Revised Basic Skills Advisories to *None. (common course)*
8. **Child Development 37A—Early Childhood Programs and Practices.** Changed effective date to Fall 2005. *(common course)*
9. **Child Development 37B—Early Childhood Programs and Practices.** Changed effective date to Fall 2005. *(common course)*
10. **Child Development 40A—Administration of Early Childhood Programs.** Basic Skills Advisories to *Eligibility for ENGL 125, ENGL 126, and MATH 101, and Subject Advisories to Successful completion of 12 units in child development and/or one year of Early Childhood Education teaching experience strongly recommended.* Modified catalog description, course outcomes, course objectives, content outline, and method of grading. *(common course)*
11. **Economics 1A—Introduction to Macroeconomics.** Modified course outcomes and objectives. *(common course)*
12. **Economics 1B—Introduction to Microeconomics.** Modified course outcomes and objectives. *(common course)*
13. **Engineering 1 – The Engineering Profession.** Modified catalog description, course outcomes, and course objectives. *(unique course)*
14. **French 1—Beginning French.** Modified course outcomes and objectives. *(common course)*
15. **French 2—High-Beginning French.** Modified course outcomes and objectives. *(common course)*
16. **French 3—Intermediate French.** Modified course outcomes and objectives. Revised lecture and lab hours to: 3 lecture and 2 lab hours per week. *(common course)*



PROPOSED COURSE MODIFICATIONS  
EFFECTIVE FALL 2005

Approved and recommended by the Curriculum Committee

---

To ECPC November 23, 2004

CREDIT, DEGREE APPLICABLE (continued)

17. **French 4—High-Intermediate French.** Modified course outcomes and objectives. Revised lecture and lab hours to: 3 lecture and 2 lab hours per week. (*common course*)
18. **German 1—Beginning German.** Modified course outcomes and objectives. (*common course*)
19. **German 2—High-Beginning German.** Modified course outcomes and objectives. (*common course*)
20. **German 3—Intermediate German.** Modified course outcomes and objectives. Revised lecture and lab hours to: 3 lecture and 2 lab hours per week. (*common course*)
21. **German 4—High-Intermediate German.** Modified course outcomes and objectives. Revised lecture and lab hours to: 3 lecture and 2 lab hours per week. (*common course*)
22. **Guidance Studies 1 – Tutorial Seminar.** Revised title to *Tutor Training* and units to *1.0*. Modified catalog description, course outcomes and course objectives. (*unique course*)
23. **Guidance Studies 2 – Tutoring Practicum.** Modified course outcomes, course objectives, and methods of grading. (*unique course*)
24. **History 11—History of the United States Through Reconstruction.** Modified course title to: History of the United States to 1877. (*common course*)
25. **History 12—History of the United States Since the Civil War.** Modified course title to: History of the United States Since 1865. (*common course*)
26. **History 12H—Honors History of the United States Since the Civil War.** Modified course title to: Honors History of the United States Since 1865. (*unique course*)
27. **Information Systems 10—Keyboarding.** Modified objectives, content outline, and outcomes. (*unique course*)
28. **Information Systems 15—Computer Concepts.** Modified course outcomes, course objectives, content outline, and methods of grading. (*in-lieu of FCC'S CIT 15*)
29. **Information Systems 16—Word Processing.** Modified catalog description, objectives, content outline, and outcomes. (*unique course*)
30. **Information Systems 18—Spreadsheet Fundamentals** Modified catalog description, objectives, content outline, and outcomes. (*in-lieu FCC'S CIT 23/BT 18*)
31. **Information Systems 42—Business and Web Graphics.** Revised course number to **42A**, changed subject prerequisites to **subject advisories**, changed repeats to **2**. Modified catalog description, objectives, and outcomes. (*unique course*)
32. **Mathematics 250—College Arithmetic.** Modified course outcomes and objectives. (*common course*)
33. **Mathematics 260—Arithmetic Review.** Modified course outcomes and objectives. (*common course*)





PROPOSED COURSE MODIFICATIONS  
EFFECTIVE FALL 2005

Approved and recommended by the Curriculum Committee

---

To ECPC November 23, 2004

**CREDIT, DEGREE APPLICABLE (continued)**

34. **Natural Resources 4—Ecology of Forest Ecosystems.** Revised title to *Forest Ecosystems*. Revised Basic Skills Advisories to *Eligibility for ENGL 125, ENGL 126, and MATH 101*. Modified catalog description, course outcomes and course objectives. (*unique course*)
35. **Office Technology 1—Computer Basics.** Modified catalog description, course outcomes and objectives. (*unique course*)
36. **Office Technology 4—Machine Transcription.** Modified course outcomes and objectives. (*unique course*)
37. **Office Technology 6—Data Entry Essentials.** Modified course outcomes and objectives. (*unique course*)
38. **Office Technology 10—Medical Terminology.** Modified course outcomes and objectives. (*unique course*)
39. **Office Technology 11A—Microsoft Word Essentials.** Modified course outcomes and objectives. (*unique course*)
40. **Office Technology 11B—Corel WordPerfect Essentials.** Modified course outcomes and objectives. (*unique course*)
41. **Office Technology 11C—Word Processing Projects.** Modified course outcomes and objectives. (*unique course*)
42. **Office Technology 12A—Microsoft Excel Essentials.** Modified course outcomes and objectives. (*unique course*)
43. **Office Technology 12C—Spreadsheet Projects.** Modified course outcomes and objectives. (*unique course*)
44. **Office Technology 13A—Microsoft Access Essentials.** Modified course outcomes and objectives. (*unique course*)
45. **Office Technology 13C—Database Projects.** Modified course outcomes and objectives. (*unique course*)
46. **Office Technology 25—Computerized Filing.** Modified course outcomes and objectives. (*unique course*)
47. **Office Technology 28—Medical Manager.** Modified course outcomes and objectives. (*unique course*)
48. **Office Technology 41—Medical Administrative Assistant.** Modified course outcomes and objectives. (*unique course*)
49. **Office Technology 42—Medical Document Preparation.** Modified course outcomes and objectives. (*unique course*)
50. **Office Technology 44—Filing Procedures.** Modified course outcomes and objectives. (*unique course*)
51. **Office Technology 49—Business English.** Modified course outcomes and objectives. (*unique course*)



**PROPOSED COURSE MODIFICATIONS  
EFFECTIVE FALL 2005**

Approved and recommended by the Curriculum Committee

---

To ECPC November 23, 2004

**CREDIT, DEGREE APPLICABLE (continued)**

52. **Office Technology 108—Practicum in Customer Relations.** Revised number to **OT 8**. Modified course outcomes and objectives. (*unique course*)
53. **Office Technology 120—Office Systems Procedures.** Revised number to **OT 20**. Modified course outcomes and objectives. (*unique course*)
54. **Office Technology 123—Data Entry.** Revised number to **OT 23**. Modified course outcomes and objectives. (*unique course*)
55. **Office Technology 148—Today's Receptionist.** Revised number to **OT 48**. Modified course outcomes and objectives. (*unique course*)
56. **Physics 2A – General Physics I.** Modified course outcomes and course objectives. (*common course*)
57. **Physics 2B – General Physics II.** Modified course outcomes and course objectives. (*common course*)
58. **Physics 10 – Introductory Physics.** Modified course outcomes and course objectives. (*unique course*)
59. **Spanish 1—Beginning Spanish.** Modified course outcomes and objectives. (*common course*)
60. **Spanish 2—High-Beginning Spanish.** Modified course outcomes and objectives. (*common course*)
61. **Spanish 3—Intermediate Spanish.** Modified course outcomes and objectives. (*common course*)
62. **Spanish 4—High-Intermediate Spanish.** Modified course outcomes and objectives. (*common course*)
63. **Spanish 3NS—Spanish for Spanish Speakers.** Modified course outcomes and objectives. (*common course*)
64. **Spanish 4NS—Spanish for Spanish Speakers.** Modified course outcomes and objectives. (*common course*)
65. **Spanish 15—Practical Spanish Conversation, Low-Intermediate Level.** Modified course outcomes and objectives. (*unique course*)
66. **Spanish 16—Practical Spanish Conversation, High-Intermediate Level.** Modified course outcomes and objectives. (*unique course*)

---

**CREDIT, NON-DEGREE APPLICABLE**

1. **Spanish 251—Practical Spanish for the Professions.** Modified course outcomes and objectives. (*unique course*)
2. **Spanish 252—Practical Spanish for the Professions.** Modified course outcomes and objectives. (*unique course*)



NEW COURSE PROPOSALS  
EFFECTIVE FALL 2005

Approved and recommended by the Curriculum Committee

---

To ECPC November 23, 2004

**CREDIT, DEGREE APPLICABLE**

1. **Information Systems 12—Computer Literacy** 3 units, 3 lecture and 1 lab hour per week, credit/no-credit option. Basic Skills Advisories: Eligibility for ENGL 125, ENGL 126, and MATH 101. Meets computer familiarity requirement.  
Basic introduction to computers and their usage. Basic principles of hardware and software; shopping for a personal computer; social issues associated with the role of computers in the world today; and an introduction to word processing, spreadsheets, Internet principles and usage. (Not for Business Majors – Business Majors need to take IS 15) (*In-lieu FCC'S CIT 12*)
2. **Manufacturing Technology 40 – Fundamentals of Welding—Oxy-Acetylene** 2 units, short-term course 21 lecture and 50 lab hours, grading scale only, 0 repeats. Basic Skills Advisories: Eligibility for ENGL 126. Basic shop welding practices in oxy-acetylene fusion welding on plate, pipe and tubing of mild steel (M.S.), stainless steel and cast iron; brazing on M.S. and cast iron; soft and hard soldering on ferrous and nonferrous materials. Basic shop oxy-acetylene cutting practices using hand torch. (*unique course*)
3. **Manufacturing Technology 41 – Fundamentals of Welding – Electric** 2 units, short-term course 21 lecture and 50 lab hours, grading scale only, 0 repeats. Basic Skills Advisories: Eligibility for ENGL 126. Basic shop welding practices in electric stick arc and M.I.G. welding on M.S. plate and pipe; welding in flat, horizontal, vertical and overhead position. (*unique course*)
4. **Manufacturing Technology 42 – Machine Shop Fundamentals Lathe** 2 units, short-term course 21 lecture and 50 lab hours, grading scale only, 0 repeats. Basic Skills Advisories: Eligibility for ENGL 126. Basic machine shop practices, hand tools, measurement systems, shop safety, cut off machines, basic lathe operations. (*unique course*)
5. **Manufacturing Technology 43 – Machine Shop Fundamentals Mill** 2 units, short-term course 21 lecture and 50 lab hours, grading scale only, 0 repeats. Basic Skills Advisories: Eligibility for ENGL 126. Basic machine shop practices, measurement systems, shop safety, drilling machines, grinding machines, milling machines. (*unique course*)
6. **Mathematics 257 – Integrated Arithmetic and Algebra** 6 units, 6 lecture hours per week, credit/no-credit option. Basic Skills Advisories: Eligibility for ENGL 126. Subject Prerequisites: Placement by college assessment process that would qualify the student for MATH 250, MATH 256, or MATH 101. This course is designed as a combination of a review of the arithmetic skills necessary for success in Math 101 and an introduction to some of the key concepts in beginning algebra (integers, expressions and polynomials, equations, rules of exponents, and graphing of linear equations) which are typically difficult for Math 101 students. This course is recommended for the student who has been placed at the Math 101 level but who does not feel confident enough in his/her skills to be able to take on the fast pace of a traditional Math 101 class or who assesses at MATH 250 level. Not for students who have successfully completed MATH 250 and MATH 256. (*unique course*)

---

**CREDIT, NON-DEGREE APPLICABLE**

**Information Systems 202—Introduction to Online Learning** short-term course, 1 unit, 18 lecture and 6 lab hours, credit/no-credit only.

A class designed for students to learn the skills necessary to take classes online. (*In-lieu of FCC'S CIT 202*)



PROPOSED PROGRAM MODIFICATIONS  
FALL 2005

Approved and recommended by the Curriculum Committee

To ECPC November 23, 2004

**INFORMATION SYSTEMS**

**Associate in Science Degree**

The Associate in Science Degree is designed to provide students with the basic knowledge and skills necessary to pursue a career in Information Systems. Students completing the Business Department Core courses and the Information Systems Core courses and one of the four options (End User/Help Desk, Networking, Web Design, or Web Programming) will be able to enter the workforce with a comprehensive understanding of computer basics and a computing specialty (option) that can be applied in business, government, or education.

|   |      |
|---|------|
| Business Department Core .....                            | 12   |
| ACCTG 40      Applied Accounting                          |      |
| BA 5            Business Communications                   |      |
| BA 10          Introduction to Business                   |      |
| IS 15           Computer Concepts                         |      |
| Select one (1): .....                                     | 3-4  |
| BA 39          Finite Mathematics for Business            |      |
| DS 117        Business Mathematics                        |      |
| MATH 5A      Math Analysis I                              |      |
| STAT 7 or     Elementary Statistics                       |      |
| STAT 7H    Honors Elementary Statistics                   |      |
| Information Systems Core .....                            | 10.5 |
| IS 16          Word Processing Fundamentals               |      |
| IS 18          Spreadsheet Fundamentals                   |      |
| IS 26A        Database Concepts and Design                |      |
| IS 29          Operating Systems                          |      |
| IS 40A        Internet Concepts and Design                |      |
| Help Desk Option .....                                    | 6.0  |
| IS 26B        Advanced Database Concepts and Design       |      |
| IS 30          Fundamentals of Networking                 |      |
| IS 45          Configuration & Troubleshooting            |      |
| Networking Option .....                                   | 7.5  |
| IS 30          Fundamentals of Networking                 |      |
| IS 43          Advanced Networking Concepts               |      |
| IS 45          Computer Configuration and Troubleshooting |      |
| Web Design Option .....                                   | 7.5  |
| IS 40B        Advanced Internet Concepts and Design       |      |
| <b>IS 42A        Business and Web Graphics</b>            |      |
| Web Programming Option .....                              | 7.5  |
| IS 31          Introduction to Programming                |      |
| IS 33          Beginning Java Programming                 |      |
| IS 47          Visual Basic                               |      |

Total Units 30-34



PROPOSED PROGRAM MODIFICATIONS

FALL 2005

Approved and recommended by the Curriculum Committee

To ECPC November 23, 2004

FOREST TECHNOLOGY

Certificate of Achievement

Purpose: To provide students with the knowledge, training, and hands-on experience to pursue a career in Natural Resources emphasizing the management of forests in the context of multiple use and sustained yield. Following completion of this program, students will be able to enter the workforce with specialized Forest Technician training.

|                        |                                      |          |
|------------------------|--------------------------------------|----------|
| AGNR 1                 | Career Preparation .....             | 1        |
| AGNR 2                 | Career Leadership Seminar .....      | 1        |
| <b>NR 4</b>            | <b>Forest Ecosystems</b> .....       | <b>3</b> |
| NR 6                   | Dendrology .....                     | 3        |
| NR 11                  | Silviculture .....                   | 3        |
| NR 19V                 | Cooperative Work Experience .....    | 4        |
| NR 20                  | Forest Measurements .....            | 3        |
| NR 21                  | Forest Products .....                | 3        |
| <b>Select two (2):</b> | .....                                | <b>1</b> |
| NR 108                 | Introduction to Forest Field Studies |          |
| NR 109                 | Forest Field Studies I               |          |
| NR 110                 | Forest Field Studies II              |          |
| NR 115                 | Advanced Field Studies I             |          |
| NR 116                 | Advanced Field Studies II            |          |

Total Units Required: 22



PROPOSED PROGRAM MODIFICATIONS

FALL 2005

Approved and recommended by the Curriculum Committee

To ECPC November 23, 2004

FOREST/PARKTECHNOLOGY

Associate in Science Degree

Purpose: The Associate in Science Degree in Forest/Park Technology is designed to provide students with the knowledge, training, and hands-on experience necessary to pursue a career in Natural Resources. Students are exposed to the guiding principles and philosophies of forest management in the context of multiple use and sustained yield. Following completion of this program, students will have the specialized training and technical skills for entry-level positions that can lead to accelerated advancement into supervisory and/or management positions. Opportunities exist within private, state and national park systems, and other resource agencies such as the California Department of Fish and Game, California Department of Forestry and Fire Protection, U.S. Forest Service, and the U.S. Fish and Wildlife Service. Careers abound in the areas of fire suppression and management, outdoor recreation, interpretation, wildlife management, forest surveying, and watershed management.

AGNR 1 Career Preparation ..... 1
AGNR 2 Career Leadership Seminar ..... 1
NR 1 Introduction to Forestry ..... 2
NR 3 Computers in Natural Resources ..... 1
NR 4 Forest Ecosystems ..... 3
NR 5 Wildland Fire Technology ..... 3
NR 6 Dendrology ..... 3
NR 7 Conservation of Natural Resources ..... 3
NR 11 Silviculture ..... 3
NR 12 Watershed Ecology ..... 2
NR 14 Principles of Wildlife Management ..... 3
NR 17 Introduction to Forest Surveying ..... 4
NR 18 Forest Surveying and Aerial Photo ..... 3
NR 19V Cooperative Work Experience ..... 4
NR 25 Forest and Resource Management ..... 3
NR 108 Introduction to Forest Field Studies ..... .5
NR 109 Forest Field Studies I ..... .5
NR 110 Forest Field Studies II ..... .5
NR 115 Advanced Field Studies I ..... .5
NR 116 Advanced Field Studies II ..... .5
Option 1 Forest Technology
NR 20 Forest Measurements ..... 3
NR 21 Forest Products ..... 3
Option 2 Park Technology
NR 30 Forest Recreation ..... 3
NR 35 Interpretation of Natural Resources ..... 3

Total Units Required: 46.5



**PROPOSED PROGRAM MODIFICATIONS  
FALL 2005**

Approved and recommended by the Curriculum Committee

---

To ECPC November 23, 2004

**FORESTRY TECHNICIAN  
Certificate of Achievement**

Purpose: To provide students with the knowledge, training, and hands-on experience to pursue a career in Natural Resources emphasizing Wildland Fire Prevention and Suppression in the context of managing resources for multiple use. Following completion of this program, students will be able to enter the workforce as a wildland firefighter or fuels management technician.

|                        |                                      |          |
|------------------------|--------------------------------------|----------|
| AGNR 1                 | Career Preparation .....             | 1        |
| AGNR 2                 | Career Leadership Seminar .....      | 1        |
| <b>NR 4</b>            | <b>Forest Ecosystems</b> .....       | <b>3</b> |
| NR 5                   | Wildland Fire Technology .....       | 3        |
| NR 6                   | Dendrology .....                     | 3        |
| NR 11                  | Silviculture.....                    | 3        |
| NR 19V                 | Cooperative Work Experience .....    | 4        |
| <b>Select two (2):</b> | .....                                | <b>1</b> |
| NR 108                 | Introduction to Forest Field Studies |          |
| NR 109                 | Forest Field Studies I               |          |
| NR 110                 | Forest Field Studies II              |          |
| NR 115                 | Advanced Field Studies I             |          |
| NR 116                 | Advanced Field Studies II            |          |

Total Units Required: 22



**PROPOSED PROGRAM MODIFICATIONS  
FALL 2005**

Approved and recommended by the Curriculum Committee

---

**To ECPC November 23, 2004**

**NATURAL RESOURCES TRAINING AND APPLIED WORK EXPERIENCE  
Certificate of Achievement**

Purpose: To provide students with broad-based knowledge, training, and hands-on experience to pursue a career in Natural Resources. Following completion of this program, students will be able to enter the workforce as a generalist to allow flexibility in pursuing careers in Natural Resources management.

|                        |   |          |
|------------------------|---|----------|
| AGNR 1                 | Career Preparation .....                | 1        |
| AGNR 2                 | Career Leadership Seminar.....          | 1        |
| NR 3                   | Computers in Natural Resources .....    | 1        |
| <b>NR 4</b>            | <b>Forest Ecosystems</b> .....          | <b>3</b> |
| NR 5                   | Wildland Fire Technology .....          | 3        |
| NR 6                   | Dendrology .....                        | 3        |
| NR 7                   | Conservation of Natural Resources ..... | 3        |
| NR 17                  | Introduction to Forest Surveying .....  | 4        |
| NR 19V                 | Cooperative Work Experience .....       | 4        |
| <b>Select two (2):</b> | .....                                   | <b>1</b> |
| NR 108                 | Introduction to Forest Field Studies    |          |
| NR 109                 | Forest Field Studies I                  |          |
| NR 110                 | Forest Field Studies II                 |          |
| NR 115                 | Advanced Field Studies I                |          |
| NR 116                 | Advanced Field Studies II               |          |

Total Units Required: 24





PROPOSED PROGRAM MODIFICATIONS

FALL 2005

Approved and recommended by the Curriculum Committee

To ECPC November 23, 2004

SOCIAL SCIENCE

Associate in Arts Degree

Students who complete the requirements for the Social Science Associate in Arts Degree will acquire a knowledge of human behavior, society, and institutions through the study of courses in Anthropology, Economics, Ethnic Studies, Geography, History, Political Science, Psychology, and Sociology. The Social Science program is well suited for the transfer student who completes his/her education at Reedley College.

- Choose from FOUR separate disciplines ..... 21
- ANTHRO 1 Physical Anthropology
  - ANTHRO 2 Cultural Anthropology
  - ANTHRO 3 Introduction to Archaeology and Prehistory
  - CHDEV 38 *or* Lifespan Development
  - PSY 38 Lifespan Development
  - ECON 1A *or* Introduction to Macroeconomics
  - ECON 1AH Honors Introduction to Macroeconomics
  - ECON 1B Introduction to Microeconomics
  - ETHNST 5 *or* African People in the New World
  - HIST 5 African People in the New World
  - ETHNST 32 *or* History of the Mexican American People
  - HIST 32 History of the Mexican American People
  - GEOG 2 Cultural Geography
  - GEOG 3 Economic Geography
  - GEOG 4A World Geography
  - GEOG 4B World Geography
  - HIST 1 Western Civilization to 1648
  - HIST 2 Western Civilization from 1648
  - HIST 6 Women's Roles in United States History
  - HIST 11 *History of the United States to 1877***
  - HIST 12 *or History of the United States since 1865***
  - HIST 12H *Honors History of the United States since 1865***
  - HIST 20 Comparative World Civilization to 1600
  - POLSCI 2 *or* American Government
  - POLSCI 2H Honors American Government
  - POLSCI 5 Comparative Government
  - POLSCI 110 American Institutions
  - PSY 2 *or* General Psychology
  - PSY 2H Honors General Psychology
  - PSY 5 Social Psychology
  - PSY 6 Introduction to Lab Methods
  - PSY 25 Human Sexuality
  - PSY 33 Personal and Social Adjustment
  - SOC 1A Introduction to Sociology
  - SOC 2 American Minority Groups
  - SOC 32 Courtship, Marriage, and Divorce: Family and Interpersonal Relationships

Total Units 21



**PROPOSED CERTIFICATE MODIFICATIONS**

**FALL 2005**

Approved and recommended by the Curriculum Committee

---

**To ECPC November 23, 2004**

**WEB DESIGN**

**Certificate of Achievement**

This core program provides students with the knowledge, training, and hands-on experience to pursue a career as a Web Design specialist. Students completing this course of study will be able to enter the workforce as a Web Design specialist in business, government, and educational environments. These courses apply toward the Associate of Science degree in Information Systems.

|               |  |          |
|---------------|--|----------|
| IS 15         | Computer Concepts.....                         | 3        |
| IS 16         | Word Processing .....                          | 1.5      |
| IS 18         | Spreadsheet Fundamentals .....                 | 1.5      |
| IS 26A        | Database Concepts and Design .....             | 3        |
| IS 26B        | Advanced Database Concepts<br>and Design ..... | 1.5      |
| IS 29         | Operating Systems .....                        | 1.5      |
| IS 30         | Fundamentals of Networking .....               | 3        |
| IS 40A        | Internet Concepts and Design .....             | 3        |
| IS 40B        | Advanced Internet Concepts and Design .....    | 3        |
| <i>IS 42A</i> | <i>Business and Web Graphics .....</i>         | <i>3</i> |
|               | Total Units                                    | 24       |



**PROPOSED NEW CERTIFICATES**

**FALL 2005**

Approved and recommended by the Curriculum Committee

---

**To ECPC November 23, 2004**

**Maintenance Mechanic  
Certificate of Completion**

To prepare students for basic skills needed for entrance into the maintenance mechanic work force with emphasis on hydraulics, electricity, blueprint reading, metals, welding, and machine shop. Upon completion of the program students can compete for entry-level positions as maintenance mechanic and related positions.

|         |   |   |
|---------|---|---|
| MFGT 31 | Hydraulics .....                              | 2 |
| MFGT 34 | Electricity .....                             | 2 |
| MFGT 36 | Blueprint Reading .....                       | 2 |
| MFGT 39 | Metals .....                                  | 2 |
| MFGT 40 | Fundamentals of Welding – Oxy-Acetylene ..... | 2 |
| MFGT 41 | Fundamentals of Welding – Electric .....      | 2 |
| MFGT 42 | Machine Shop Fundamentals Lathe .....         | 2 |
| MFGT 43 | Machine Shop Fundamentals Mill .....          | 2 |

Total Units 16



**PROPOSED NEW DISTANCE EDUCATION COURSES**  
Approved and recommended by the Curriculum Committee

---

To ECPC November 23, 2004

**ONLINE PRESENTATION**  
**SPRING 2005**

1. **Engineering 4 – Engineering Materials**  
Requires weekly on-campus meetings
2. **English 72 – Writing Center Theory and Practice**  
50% of class on campus
3. **English 72A – Tutoring ESL and International Students**  
50% of class on campus
4. **English 72B – Tutoring Writing Across the Curriculum and Online**  
50% of class on campus
5. **English 72C – Walk-in Tutoring Theory and Practice**  
50% of class on campus
6. **Information systems 26A – Database Concepts and Design**  
100% online
7. **Marketing 11 – Salesmanship**  
100% online

**INTERACTIVE PRESENTATION**

1. **Business Administration 33 – Human Relations in Business**
- 

**ONLINE PRESENTATION**  
**FALL 2005**

1. **Child Development 39 – Child Development**  
100% online
2. **Information Systems 12 – Computer Literacy**  
100% online
3. **Information Systems 40B – Advanced Internet Concepts & Design**  
100% online
4. **Information systems 202 – Introduction Online Learning**  
100% online
5. **Marketing 14 – Retailing**  
100% online
6. **Mathematics 101 – Elementary Algebra**  
Requires on-campus attendance at an orientation session, three mid-terms and final exam
7. **Speech 25 – Argumentation**  
Requires five three-hour on-campus meetings



**2+2 ARTICULATION**

---

**To ECPC November 23, 2004**

**Caruthers High School – Floral Occupations**

**Reedley College – EH 35 Floral Design**

**Sanger High School – Manufacturing Technology**

**Reedley College – MFGT 39 Metals**

STATE CENTER COMMUNITY COLLEGE DISTRICT  
1525 E. Weldon  
Fresno, California 93704

PRESENTED TO BOARD OF TRUSTEES

DATE: December 7, 2004

---

SUBJECT: Consideration to Adopt Revised Board  
Policy 5000 Series, Student Services

ITEM NO. 04-221

---

EXHIBIT: Board Policies and Conversion Table

---

Background

Many sections of our Board Policies have become outdated and no longer align closely with the Education Code. As we informed the Board in March 2003, we have undertaken to review and revise all Board Policies and Administrative Regulations. We are using a format recommended by the Community College League of California, which includes suggested wording to comply with all requirements of the law, as well as "best practices" as suggested by the League. As the Board Policies and Administrative Regulations are finalized, they will be made available on the District's web site.

The 5000 Board Policy series is attached for your review and adoption. These revised Board Policies have been reviewed by the Chancellor's Cabinet and by Communications Council, including the Academic Senates. The Presidents have also reviewed them on the campuses.

Also attached is a table indicating the conversion from old policy numbers to the new numbers.

Recommendation:

It is recommended that the Board of Trustees approve Board Policy Series 5000, Student Services, as presented.

| NEW SECTION  | OLD SECTION  |
|--|--|
| BP 5010 Admissions                                 | 5111.2 (a-b), AR 5111.2, 5111.3, AR 5111.5 (a-b)                 |
| BP 5015 Residence Determination                    | 5112, AR 5112.1 (a-e), 5122, AR 5122 (a)                         |
| BP 5020 Non-Resident Tuition                       | 5111.2 (a-b), AR 5112.1 (a), 5122, AR 5122, Attachment "A" & "B" |
| BP 5030 Fees                                       | 5122, AR 5122 (a-b)  |
| BP 5032 Student Payment Plans                      | 5122.1   |
| BP 5035 Withholding of Student Records             | 5230   |
| BP 5040 Student Records and Directory Information  | 5240, AR 5240  |
| BP 5050 Matriculation                              | 5320 (a-c)   |
| BP 5052 Open Enrollment                            | 5123   |
| BP 5055 Enrollment Priorities                      | 5123   |
| BP 5110 Counseling                                 | 5310   |
| BP 5120 Transfer Center                            | 5330 (a-b)   |
| BP 5130 Financial Aid                              | 5511.3 (a-c)   |
| BP 5140 Disabled Student Services and Programs     | 6132.41  |
| BP 5150 Extended Opportunity Programs and Services | 6132.41  |
| BP 5200 Student Health Services                    | New and 5116   |
| BP 5205 Student Accident Insurance                 | 5530   |
| BP 5210 Communicable Disease                       | 5116   |
| BP 5300 Student Equity                             | New  |
| BP 5400 Associated Students Organization           | 5400   |
| BP 5410 Associated Students Elections              | New and 5400   |
| BP 5420 Associated Students Finance                | 5450 (a-b), AR 5450 (a-d)  |
| BP 5500 Standards of Conduct                       | 5410 (a-e)   |
| BP 5550 Speech: Time, Place, and Manner            | AR 5554  |
| BP 5570 Student Credit Card Solicitation           | New  |
| BP 5700 Athletics                                  | 5110.4, 6136   |

Revised 10/06/04

Chapter 5  
Student Services

Policies:

|         |  |
|---------|--|
| BP 5010 | Admissions and Concurrent Enrollment       |
| BP 5015 | Residence Determination                    |
| BP 5020 | Non-Resident Tuition                       |
| BP 5030 | Fees                                       |
| BP 5032 | Student Payment Plans                      |
| BP 5035 | Withholding of Student Records             |
| BP 5040 | Student Records and Directory Information  |
| BP 5050 | Matriculation                              |
| BP 5052 | Open Enrollment                            |
| BP 5055 | Enrollment Priorities                      |
| BP 5110 | Counseling                                 |
| BP 5120 | Transfer Center                            |
| BP 5130 | Financial Aid                              |
| BP 5140 | Disabled Student Services and Programs     |
| BP 5150 | Extended Opportunity Programs and Services |
| BP 5200 | Student Health Services                    |
| BP 5205 | Student Accident Insurance                 |
| BP 5210 | Communicable Disease                       |
| BP 5300 | Student Equity                             |
| BP 5400 | Associated Students Organization           |
| BP 5410 | Associated Students Elections              |
| BP 5420 | Associated Students Finance                |
| BP 5500 | Standards of Conduct                       |
| BP 5550 | Speech: Time, Place, and Manner            |
| BP 5570 | Student Credit Card Solicitation           |
| BP 5700 | Athletics                                  |



BP 5010 Admissions and Concurrent Enrollment

The District shall admit students who meet one of the following requirements and who are capable of profiting from the instruction offered:

- Any person over the age of 18 and possessing a high school diploma or its equivalent.
- Other persons who are over the age of 18 years and who, in the judgment of the Chancellor or his or her designee are capable of profiting from the instruction offered. Such persons shall be admitted as provisional students, and thereafter shall be required to comply with the District's rules and regulations regarding scholastic achievement and other standards to be met by provisional or probationary students as a condition to being readmitted in any succeeding semester.
- Persons who are apprentices as defined in Section 3077 of the Labor Code.

Admission

- Any student whose age, skill, or class level is equal to grades eleven or twelve is eligible to attend as a special full-time or part-time student for advanced scholastic or vocational courses.
- Any student enrolled in grades eleven or twelve may attend summer session.

Regulations shall be established regarding ability to benefit and admission of high school and younger students.

Denial of Requests for Admission

- If the Board denies a request for special full time or part time enrollment by a pupil who is identified as highly gifted, the board will record its findings and the reason for denying the request in writing within 60 days.
- The written recommendation and denial shall be issued at the next regularly scheduled board meeting that occurs at least 30 days after the pupil submits the request to the district.

BP 5010 Admissions and Concurrent Enrollment (cont'd)

Procedures shall be established regarding evaluation of requests for special full time or part time enrollment by a pupil who is identified as highly gifted.

Claims for State Apportionment for Concurrent Enrollment

Claims for state apportionment submitted by the district based on enrollment of high school pupils shall satisfy the criteria established by statute and any applicable regulations of the Board of Governors.

Regulations shall be established regarding compliance with statutory and regulatory criteria for concurrent enrollment.

See Administrative Regulation:

Reference: Education Code Section 76000, 76001, 76002; Labor Code Section 3077

Adopted by the governing board: July 5, 1978  
Revised: August 1, 1978  
Re-adopted: January 13, 1998

BP 5015      Residence Determination

Students shall be classified at the time of each application for admission or registration as a resident or nonresident student.

A resident is any person who has been a bona fide resident of California for at least one year on the residence determination date. The residence determination date shall be the day immediately preceding the first day of a semester or summer session for which the student applies to attend.

Residence classification shall be made for each student at the time applications for admission are accepted or registration occurs and whenever a student has not been in attendance for more than one semester. A student previously classified as a nonresident may be reclassified as of the day immediately preceding the first day of a semester or summer session for which the student applies to attend.

Regulations shall be established to assure that residence determinations are made in accordance with Education Code and Title 5 Regulation.

See Administrative Regulation:

Reference:      Education Code Sections 68040; 76140; Title 5, Sections 54000, et seq

Adopted by the governing board:

BP 5020 Non Resident Tuition

Nonresident students shall be charged nonresident tuition for all units enrolled.

Not later than February 1 of each year, the Chancellor shall bring to the Board for approval an action to establish nonresident tuition for the following fiscal year. The fee shall be calculated in accordance with guidelines contained in applicable state regulations and/or the California Community College Attendance Accounting Manual.

Regulations shall be established regarding collection, waiver, and refunds of nonresident tuition.

The Chancellor is authorized to implement a fee to be charged only to persons who are both citizens and residents of foreign countries. The Board finds and declares that this fee does not exceed the amount expended by the district for capital outlay in the preceding year divided by the total FTES in the preceding fiscal year.

Students who would otherwise be charged this fee shall be exempt if they demonstrate that they are a victim of persecution or discrimination in the county of which they are a citizen and resident, or if they demonstrate economic hardship.

Students shall be deemed victims of persecution or discrimination if they present evidence that they are citizens and residents of a foreign country and that they have been admitted to the United States under federal regulations permitting such persons to remain in the United States. Students shall be deemed to have demonstrated economic hardship if they present evidence that they are citizens and residents of a foreign country and that they are receiving Aid to Families with Dependent Children, Supplemental Income/State Supplementary benefits, or general assistance.

See Administrative Regulation:

Reference: Education Code Sections 68050, 68051, 68052, 68130, 76141

Adopted by the governing board: June 8, 1978

Revised: August 1, 1978, January 9, 1979, January 8, 1980, January 3, 1981, January 19, 1982, July 6, 1982, September 7, 1982, November 17, 1982, January 11, 1983, September 6, 1983, January 1984, August 7, 1984, January 17, 1985, March 1985, January 29, 1987, January 15, 1988, January 18, 1989, January 19, 1990, January 10, 1991, January 17, 1992, January 29, 1993, June 22, 1993, June 29, 1995, August 19, 1996

Re-adopted: January 13, 1998

BP 5030 Fees

The Board authorizes the following fees. Regulations shall be established for the collection, deposit, waiver, refund, and accounting for fees as required by law. The regulations shall also assure those who are exempt from or for whom the fee is waived are properly enrolled and accounted for. Fee amounts shall be published in the college catalogs.

Enrollment fee:  
Education Code Section 76300

Each student shall be charged a fee for enrolling in credit courses as required by law.

Health fee:  
Education Code Section 76355

The District shall charge each student at Fresno City College and Reedley College a fee of \$13.00 per semester for health supervision and services. The District shall charge each student at Fresno City College and Reedley College a fee of \$10.00 for the summer session for health supervision and services. The District shall charge each student at the North Centers, Career and Technology Center and other off-campus sites, a fee of \$5.00 for health supervision and services for each semester or summer session.

Parking fee:  
Education Code 76360

Students and employees shall be required to pay a fee, in an amount not to exceed \$17.00 per semester and \$8.00 per intersession for parking services.

Instructional materials:  
Education Code Section 76365; Title 5, Sections 59400, et seq.

Students may be required to provide required instructional and other materials for a credit or non-credit course, provided such materials are of continuing value to the student outside the classroom and provided that such materials are not solely or exclusively available from the District.

Physical education facilities:  
Education Code 76395

Where the District incurs additional expenses because a physical education course is required to use non-district facilities, students enrolled in the course shall be charged a fee for participating in the course. Such fee shall not exceed the student's calculated share of the additional expenses incurred by the district.

BP 5030 Fees (cont'd)

Student Representation Fee:  
Education Code 76060.5

Once established pursuant to Education Code 76060.5, students will be charged a \$1.00 fee per semester to be used to provide support for student governmental affairs representation. A student may refuse to pay the fee for religious, political, financial or moral reasons and shall submit such refusal in writing. Students receiving Board of Governors fee waivers are deemed to have refused in writing to pay the fee for financial reasons.

Transcript Fees:  
Education Code 76223

The District shall charge a reasonable amount for furnishing copies of any student record to a student or former student. The Chancellor is authorized to establish the fee, which shall not to exceed the actual cost of furnishing copies of any student record. No charge shall be made for furnishing up to two transcripts of students' records, or for two verifications of various records. There shall be no charge for searching for or retrieving any student record.

Falsification of Residence

Non-resident students who have been admitted to a class or classes without payment of the fee because of falsification of information submitted by or for them shall be excluded from such class or classes upon notification. For the purpose of this rule only, notification consists of oral or written advice from the office of admissions of the college of enrollment to the student and such notification may be given at any time. Student excluded because of falsifications shall not be re-admitted during the semester or session from which they were excluded, nor shall they be admitted to any following semester or session until all previously incurred tuition obligations are paid.

It is the policy of this district to vigorously pursue collection of nonresident fees, payment of which was avoided by falsification. Following reports to the governing board, the district business office is authorized to initiate action or to request legal counsel to initiate action in appropriate courts of law in order to collect fees.

BP 5030 Fees (cont'd)

See Administrative Regulation:

Reference: Education Code Sections 76300, et seq.

Adopted by the governing board: June 8, 1978

Revised: August 1, 1978, January 9, 1979, January 8, 1980,  
January 3, 1981, January 19, 1982, July 6, 1982,  
September 7, 1982, November 17, 1982, January  
11, 1983, September 6, 1983, January 1984, August  
7, 1984, January 17, 1985, March 1985, January 29,  
1987, January 15, 1988, January 18, 1989, January  
19, 1990, January 10, 1991, January 17, 1992,  
January 29, 1993, June 22, 1993, June 29, 1995,  
August 19, 1996

Re-adopted: January 13, 1998

BP 5032      Student Payment Plans

In a continuing effort to accommodate the needs of students attending the State Center Community College District, the governing board authorizes the district to implement the use of payment plans in connection with fees. Payment plans may be made available to students whose current semester educational expenses are at least five hundred dollars (\$500.00) or more.

Adopted by the governing board:      November 6, 2001



BP 5035      Withholding of Student Records

Students or former students who have been provided with written notice that they have failed to pay a proper financial obligation shall have grades, transcripts, diplomas, and registration privileges withheld.

See Administrative Regulation:

Reference:      Title 5, Section 59410

Adopted by the governing board:      March 1, 1983  
Re-adopted:                                      January 13, 1998

BP 5040 Student Records and Directory Information

The Chancellor shall assure that student records are maintained in compliance with applicable federal and state laws relating to the privacy of student records.

Any currently enrolled or former student of the District has a right of access to any and all student records relating to him or her maintained by the District.

No District representative shall release the contents of a student record to any member of the public without the prior written consent of the student, other than directory information as defined in this policy and information sought pursuant to a court order or lawfully issued subpoena, or as otherwise authorized by applicable federal and state laws.

Students shall be notified of their rights with respect to student records, including the definition of directory information contained here, and that they may limit the information.

Directory information shall include:

- Student participation in officially recognized activities and sports including weight, height and high school of graduation of athletic team members.
- Degrees and awards received by students, including honors, scholarship awards, athletic awards and Dean's List recognition.

See Administrative Regulation:

Reference: Education Code Sections 76200, et seq.; Title 5, Sections 54600, et seq.

Adopted by the governing board: January 13, 1998

BP 5050      Matriculation

The District shall provide matriculation services to students for the purpose of furthering equality of educational opportunity and academic success. The purpose of matriculation is to bring the student and the district into agreement regarding the student's educational goal through the district's established programs, policies and requirements.

Regulations shall be established to assure implementation of matriculation services that comply with the Title 5 Regulation.

See Administrative Regulation:

Reference:      Education Code Sections 78210, et seq.; Title 5, Section 55500

Adopted by the governing board:      June 4, 1991  
Re-adopted:                                      January 13, 1998

BP 5052      Open Enrollment

All courses, course sections, and classes of the District shall be open for enrollment to any person who has been admitted to the college. Enrollment may be subject to any priority system that has been established. Enrollment may also be limited to students meeting properly validated prerequisites and co-requisites, or due to other practical considerations such as exemptions set out in statute or regulation.

The Chancellor shall assure that this policy is published in the catalog(s) and schedule(s) of classes.

See Administrative Regulation:

Reference:    Title 5 Section 51006

Adopted by the governing board:    January 13, 1998

BP 5055      Enrollment Priorities

Administrative regulations shall be established defining enrollment priorities, limitations, and processes for student challenge, which shall comply with Title 5 Regulations.

See Administrative Regulation:

Reference:    Title 5, Sections 51006, 58106, 58108

Adopted by the governing board:    January 13, 1998

BP 5110      Counseling

Counseling services are an essential part of the educational mission of the District.

The Chancellor shall assure the provision of counseling services including academic, career, and personal counseling that is related to the student's education.

Counseling shall be required for all first time students enrolled for more than six units, students enrolled provisionally, and students on academic or progress probation.

See Administrative Regulation:

Reference:      Education Code Section 72620; Title 5, Section 51018

Adopted by the governing board:      January 13, 1998

BP 5120      Transfer Center

The District incorporates as part of its mission the transfer of its students to baccalaureate level institutions. The District further recognizes that students who have historically been underrepresented in transfer to baccalaureate level institutions are a special responsibility.

The Chancellor shall assure that a transfer center plan is implemented that identifies appropriate target student populations, is designed to increase the transfer applications of underrepresented students and complies with law and Regulation.

See Administrative Regulation:

Reference:    Title 5, Section 51027

Adopted by the governing board:    October 3, 2000

BP 5130      Financial Aid

A program of financial aid to students will be provided, which may include, but is not limited to, scholarships, grants, loans, and work and employment programs.

All financial aid programs will adhere to guidelines, regulations and standards issued by the funding agency, and will incorporate federal, state and other applicable regulatory requirements.

The Chancellor shall establish, publicize, and apply satisfactory academic progress standards for participants in Title IV student aid programs.

See Administrative Regulation:

Reference:      20 U.S.C. Sections 1070, et seq.; 34 CFR Section 668; Education Code  
Section 76300

Adopted by the governing board:      June 8, 1978, November 6, 1984  
Re-adopted:                                      January 13, 1998







BP 5200      Student Health Services

Student health services shall be provided in order to contribute to the educational aims of students by promoting physical and emotional well-being through health oriented programs and services.

See Administrative Regulation:

Reference:      Education Code Section 76401

Adopted by the governing board:      October 13, 1987  
Re-adopted:                                      January 13, 1998

BP 5205      Student Accident Insurance

The District shall assure that students are covered by accident insurance in those instances required by law or contract.

See Administrative Regulation:

Reference:      Education Code Section 72506

Adopted by the governing board:      June 8, 1978, November 3, 1981  
Re-adopted:                                      January 13, 1998

BP 5210      Communicable Disease

Regulations shall be established to assure necessary cooperation with local public health officials in measures necessary for the prevention and control of communicable diseases in students.

See Administrative Regulation:

Reference:    Education Code Section 76403

Adopted by the governing board:    October 13, 1987  
Re-adopted:                                January 13, 1998

BP 5300      Student Equity

The Board is committed to assuring student equity in educational programs and college services. Regulations shall be established and implemented for a student equity plan that meets the Title 5 standards for such a plan.

See Administrative Regulation:

Reference:      Education Code Sections 66030; 66250, et seq.; 72010 et seq.; Title 5,  
Section 54220

Adopted by the governing board:      June 4, 1991  
Re-adopted:                                      January 13, 1998

BP 5400      Associated Students Organization

The students of the District are authorized to organize student body associations. The Board hereby recognizes those associations as the Associated Students of the District: Associated Student Body, Reedley College; Associated Student Government, Fresno City College; and Associated Student Body, North Centers.

The Associated Students organization is recognized as the official voice for the students in District and colleges decision-making processes. It may conduct other activities as approved by the Chancellor. The Associated Students activities shall not conflict with the authority or responsibility of the Board or its officers or employees.

The Associated Students shall conduct itself in accordance with state laws and established board policy and administrative regulations.

The Association Students shall be granted the use of District premises subject to such established administrative regulations. Such use shall not be construed as transferring ownership or control of the premises.

See Administrative Regulation:

Reference:      Education Code Section 76060

Adopted by the governing board:      June 8, 1978  
Revised:                                      September 1984  
Re-adopted:                                 January 13, 1998

BP 5410      Associated Students Elections

The Associated Students shall conduct annual elections to elect officers. The elections shall be conducted in accordance with established regulations.

Any student elected as an officer in the Associated Students shall meet both of the following requirements:

- The student shall be enrolled in the District at the time of election and throughout his or her term of office, with a minimum of five semester units or the equivalent.
- The student shall meet and maintain the minimum standards of scholarship (see Board Policy 4220 and related administrative regulations).

See Administrative Regulation:

Reference:      Education Code Section 76061

Adopted by the governing board:      June 8, 1978  
Revised:    September 1984  
Re-adopted:                                         January 13, 1998



BP 5420      Associated Students Finance

Associated Student funds shall be deposited with and disbursed by the Vice Chancellor, Finance and Administration.

The funds shall be deposited, loaned or invested in one or more of the ways authorized by law.

All funds shall be expended according to regulations established by the Associated Students, subject to the approval of each of the following three persons, which shall be obtained each time before any funds may be expended:

- the Vice Chancellor, Finance and Administration or designee;
- the employee who is the designated adviser of the particular student body organization; and
- a representative of the student body organization.

The funds of the Associated Students shall be subject to an annual audit.

See Administrative Regulation:

Reference:      Education Code Sections 76063–76065

Adopted by the governing board:      June 8, 1978  
Revised:    September 1983  
Re-adopted:                                         January 13, 1998

BP 5500      Standards of Conduct

Regulations shall be established for the imposition of discipline on students in accordance with the requirements for due process of the federal and state law and Regulation.

The regulations shall clearly define the conduct that is subject to discipline, and shall identify potential disciplinary actions, including but not limited to the removal, suspension or expulsion of a student.

The Board shall consider any recommendation from the Chancellor for expulsion. The Board shall consider an expulsion recommendation in closed session unless the student requests that the matter be considered in a public meeting. Final action by the Board on the expulsion shall be taken at a public meeting.

The regulations shall be made widely available to students through the college catalog and other means.

The following conduct shall constitute good cause for discipline, including but not limited to the removal, suspension or expulsion of a student.

1. Causing, attempting to cause, or threatening to cause physical injury to another person.
2. Possession, sale or otherwise furnishing any firearm, knife, explosive or other dangerous object, including but not limited to any facsimile firearm, knife or explosive, unless, in the case of possession of any object of this type, the student has obtained written permission to possess the item from a district employee, which is concurred in by the college president.
3. Unlawful possession, use, sale, offer to sell, or furnishing, or being under the influence of, any controlled substance listed in Chapter 2 (commencing with Section 11053) of Division 10 of the California Health and Safety Code, an alcoholic beverage, or an intoxicant of any kind; or unlawful possession of, or offering, arranging or negotiating the sale of any drug paraphernalia, as defined in California Health and Safety Code Section 11014.5.
4. Committing or attempting to commit robbery or extortion.
5. Causing or attempting to cause damage to district property or to private property on campus.

BP 5500 Standards of Conduct (cont'd)

6. Stealing or attempting to steal district property or private property on campus, or knowingly receiving stolen district property or private property on campus.
7. Willful or persistent smoking in any area where smoking has been prohibited by law or by regulation of the college or the District.
8. Committing sexual harassment as defined by law or by District policies and regulations.
9. Engaging in harassing or discriminatory behavior based on race, sex, (i.e., gender) religion, age, national origin, disability, or any other status protected by law.
10. Willful misconduct which results in injury or death to a student or to college personnel or which results in cutting, defacing, or other injury to any real or personal property owned by the District or on campus.
11. Disruptive behavior, willful disobedience, habitual profanity or vulgarity, or the open and persistent defiance of the authority of, or persistent abuse of, college personnel, including obstruction or disruption of teaching, research, administration, disciplinary regulations, or other college activities, including, but not limited to community service functions or other authorized activities on or off campus.
12. Cheating, plagiarism (including plagiarism in a student publication), or engaging in other academic dishonesty.
13. Dishonesty; forgery; alteration or misuse of college documents, records or identification; or knowingly furnishing false information to the District.
14. Unauthorized entry upon or use of college facilities.
15. Disorderly, lewd, indecent or obscene conduct on District-owned or controlled property, or at District-sponsored or supervised functions.
16. Engaging in expression which is obscene; libelous or slanderous; or which so incites students as to create a clear and present danger of the commission of unlawful acts on college premises, or the violation of lawful District administrative regulations, or the substantial disruption of the orderly operation of the District.
17. Persistent, serious misconduct where other means of correction have failed to bring about proper conduct.

BP 5500 Standards of Conduct (cont'd)

18. Failure to comply with lawful directions of a District official performing his/her official duties.
19. Unauthorized preparation, giving, selling, transfer, distribution, or publication, for any commercial purpose, of any contemporaneous recording of an academic presentation in a classroom or equivalent site of instruction, including but not limited to handwritten or typewritten class notes, except as permitted by any district policy or administrative regulation.

See Administrative Regulation:

Reference: Education Code Section 66300; Accreditation Standard II.A.7.b

|                                 |                  |
|---------------------------------|------------------|
| Adopted by the governing board: | June 29, 1982    |
| Revised:                        | September 1984   |
| Re-adopted:                     | January 13, 1998 |

BP 5550      Speech: Time, Place and Manner

The college(s) of the District are non-public forums, except for those areas that are generally available for use by students or the community, which are limited public forums. Regulations shall be established and enacted as are necessary to reasonably regulate the time, place and manner of the exercise of free expression in the limited public forums.

Established administrative regulations shall not prohibit the right of students to exercise free expression, including but not limited to the use of bulletin boards designated for such use, the distribution of printed materials or petitions in those parts of the college designated as areas generally available to students and the community, and the wearing of buttons, badges, or other insignia.

Students shall be free to exercise their rights of free expression, subject to the requirements of this policy.

Speech shall be prohibited that is defamatory, obscene according to current legal standards, or which so incites others as to create a clear and present danger of the commission of unlawful acts on district property or the violation of district policies or regulations, or the substantial disruption of the orderly operation of the District.

Nothing in this policy shall prohibit the regulation of hate violence, so long as the regulation conforms to the requirements of the First Amendment to the United States Constitution, and of Section 2 of Article 1 of the California Constitution. Students may be disciplined for harassment, threats, intimidation, or hate violence unless such speech is constitutionally protected.

See Administrative Regulation:

Reference:      Education Code Section 76120

Adopted by the governing board:      June 19, 1978

**BP 5570      Student Credit Card Solicitations**

**Regulations shall be established that regulate the solicitation of student credit cards on campus.**

**See Administrative Regulation:**

**Reference:      Title 5 Section 54400; Civil Code Section 1747.02(m); Education Code Section 99030.**

**Adopted by the governing board:**

BP 5700      Athletics

The District shall maintain an organized program for men and women in intercollegiate athletics. The program shall not discriminate on the basis of gender in the availability of athletic opportunities.

The Chancellor shall assure that the athletics program complies with the California Community Colleges Commission on Athletics Constitution and Sports Guides, and appropriate Conference Constitution regarding student athlete participation.

See Administrative Regulation:

Reference:      Education Code Section 78223, 66271.6, 66271.8

Adopted by the governing board:      December 7, 1982  
Revised:    November 2, 1999

STATE CENTER COMMUNITY COLLEGE DISTRICT  
1525 E. Weldon  
Fresno, California 93704

PRESENTED TO BOARD OF TRUSTEES

AMENDED  
DATE: December 7, 2004

---

SUBJECT: Review of District Warrants and Checks

ITEM NO. 04-222

---

EXHIBIT: None

---

Recommendation:

It is recommended that the Board of Trustees review and sign the warrants register for the period October 26, 2004, to November 23, 2004, in the amount of \$16,111,070.45.

It is also recommended that the Board of Trustees review and sign the check registers for the Fresno City College and Reedley College Co-Curricular Accounts and the Fresno City College and Reedley College Bookstore Accounts for the period October 22, 2004, to November 24, 2004, in the amount of **\$286,144.03**.



STATE CENTER COMMUNITY COLLEGE DISTRICT  
1525 E. Weldon  
Fresno, California 93704

PRESENTED TO BOARD OF TRUSTEES

DATE: December 7, 2004

---

SUBJECT: Review of District Warrants and Checks

ITEM NO. 04-222

---

EXHIBIT: None

---

Recommendation:

It is recommended that the Board of Trustees review and sign the warrants register for the period October 26, 2004, to November 23, 2004, in the amount of \$16,111,070.45.

It is also recommended that the Board of Trustees review and sign the check registers for the Fresno City College and Reedley College Co-Curricular Accounts and the Fresno City College and Reedley College Bookstore Accounts for the period October 22, 2004, to November 24, 2004, in the amount of \$263,206.58.

STATE CENTER COMMUNITY COLLEGE DISTRICT  
1525 E. Weldon  
Fresno, California 93704

PRESENTED TO BOARD OF TRUSTEES

DATE: December 7, 2004

---

SUBJECT: Consideration of Report of Investments

ITEM NO. 04-223

---

EXHIBIT: Quarterly Performance Review

---

Background:

Enclosed is the quarterly investment report from the Fresno County Treasurer's Office for the period ending September 30, 2004. Review of the quarterly investment report is required by Government Code Section 53646. Investments in the County Treasury are in conformance with the District's investment policy statement.

Fiscal Impact:

None

Recommendation:

It is recommended that the Board of Trustees accept the Quarterly Performance Review, as provided by the County of Fresno, for the quarter ending September 30, 2004.



**Compliance Review  
of  
Treasurer's Investment Pool  
for the  
County of Fresno**

*September 30, 2004*

# Table of Contents

| <b>Section</b>                             | <b>Number</b> |
|--|---------------|
| <b>Executive Summary</b>                   | <b>1</b>      |
| <b>Compliance Review</b>                   | <b>2</b>      |
| <b>Appendix</b>                            | <b>3</b>      |
| <b>A. Portfolio Breakdowns</b>             |               |
| <b>B. Checklists &amp; Pricing Sources</b> |               |
| <b>C. Portfolio Appraisal</b>              |               |
| <b>D. Glossary &amp; Rating Summary</b>    |               |

PCA and Ziegler & Company have been diligent and prudent in the preparation of this report. In doing so, we have relied on numerous sources that we feel are known and reliable. Please refer to the appendix for sources of information.

October 25, 2004

## I. Executive Summary

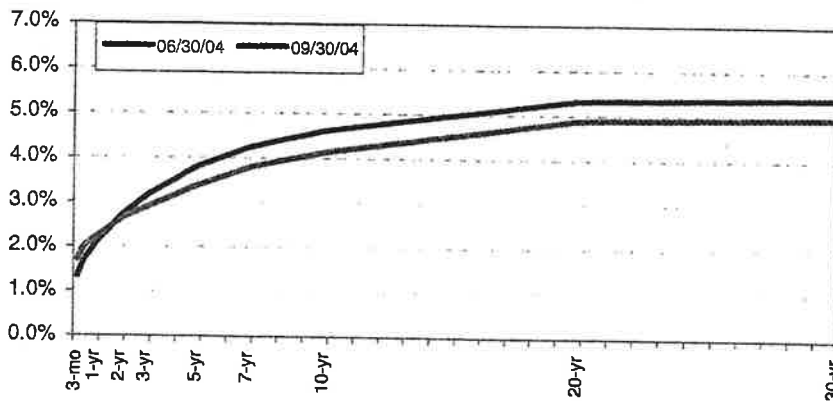
### Introduction

This is the Compliance Review of the County of Fresno's Treasurer's Investment Pool Portfolio for the period ended September 30, 2004, pursuant to California Government Code 53646. The report has two primary objectives: (1) to provide information regarding portfolio holdings as to compliance with California Government Code Sections 53601 and 53635, as well as the County Treasurer's Statement of Investment Policy and (2) to detail portfolio characteristics of the portfolio's investment holdings.

### Quarterly Overview of Markets:

During the quarter, the US Treasury yield curve flattened which primarily benefited holders of intermediate and long-term bonds. At both the August 2004 meeting and the September 2004 meeting, the Federal Reserve continued to raise interest rates one-quarter of a percentage point stating that rates remain "accommodative", possibly implying that the Committee will continue to raise rate gradually.

### Treasury Yield Curve Changes



Source: Federal Reserve, extrapolation factor used to estimate yield on 9/30/04 30-yr. Treasury

### Money-Market Statistics (all data in %)

| Yields                                   | 6/30/04 | 9/30/04 |
|--|---------|---------|
| Certificates of Deposit--90-Day          | 1.56    | 1.98    |
| Certificates of Deposit--180-Day         | 1.88    | 2.15    |
| Commercial Paper (nonfinancial)-- 30-Day | 1.27    | 1.74    |
| Commercial Paper (nonfinancial)-- 90-Day | 1.47    | 1.82*   |
| <b>Quarterly Returns--ending 9/30/04</b> |         |         |
| Salomon Brothers Treasury Bills          |         | 0.32    |
| Merrill Lynch US Treasuries 1-3 Yrs      |         | 0.97    |

Source: ITI, Federal Reserve

\*as of 9/28/04, 9/30/04 not available

As indicated on the previous page, during the third quarter of 2004 yields increased primarily in the short term maturities, and decreased across intermediate and long-term maturities. The yield on one-year Treasury Bonds increased 12 basis points to 2.21% for the quarter while the yield on thirty-year Treasury Bonds decreased 44 basis points to 4.97%. The spread between the one-year Treasury and the 30-year Treasury ended the quarter at 276 basis points, decreasing from 332 basis points at the end of last quarter. During the quarter, yields on 90-day Certificates of Deposits increased 42 basis points while 180-day maturities increased in yield by 27 basis points. Commercial Paper moved higher in the 30-day maturities by 47 basis points. The 90-day yield for Commercial Paper increased 35 basis points.

## **Portfolio Position**

The portfolio maintained a weighted maturity of less than 18 months. The County of Fresno Investment Policy (revised December 2003) Section 11.0 recommends a portfolio of securities with a weighted average maturity not to exceed 550 days. Keeping the portfolio within this maturity range minimized its exposure to potential interest rate shifts that can occur in the mid-maturity sectors of the yield curve. The portfolio was oriented towards high quality with 72.4% of the portfolio's assets invested in risk-free instruments.

### **Compliance with California Government Codes 53601 & 53635:**

The Investment Portfolio is compliant with the **California Government Codes 53601 and 53635**.

### **Compliance with Treasury Investment Pool Statement of Investment Policy:**

**The Statement of Investment Policy** is more stringent than the California Government Code. As of 9/30/04, the Treasurer's Investment Pool portfolio complied with its Statement of Investment Policy.

Please refer to the next section of the report for a more detailed evaluation of the portfolio in relationship to the California Government Code and the Treasurer's Investment Pool Statement of Investment Policy.

### **Portfolio characteristics**

The Treasury Pool's portfolio characteristics are indicative of a plan exhibiting a high degree of quality with short-term maturities.

- As of 9/30/04, the portfolio had a market value of \$1.6 billion with an average dollar-weighted quality between "AA+" and "AAA".
- Approximately 72.4% of the portfolio's assets are invested in securities with virtually no credit risk (i.e., US Treasuries, US Agencies, and cash).
- The dollar weighted average life of the pool is 503 days.
- 17.8% of the portfolio at cost matures within 30 days, 18.2% matures within 90 days, and 21.4% within 180 days (see Appendix for further details).

Based on its relative high quality and near-term liquidity, and assuming no significant changes to pool funding policies, the Treasury Investment Pool is well positioned to meet its expenditure requirements over the next six months.

## II. Compliance Review

COUNTY OF FRESNO  
TREASURY INVESTMENT POOL POLICY SUMMARY  
Last Revised December 2003

| AUTHORIZED INVESTMENTS  | DIVERSIFICATION                 | PURCHASE RESTRICTIONS   | MATURITY                                  | CREDIT QUALITY (MOODY'S/S&P)               |
|---|---------------------------------|---|---|--|
| 8.1 US Treasury bills, notes, bonds or other certificates of indebtedness                 | 85% combined with US Agencies   | None  | 5 years                                   | N/A  |
| 8.2 Notes, participations or obligations issued by the agencies of the Federal Government | 85% combined with US Treasuries | Prudence for single agency issue  | 5 years                                   | N/A  |
| 8.3 Bankers Acceptances   | 40%                             | Issue is eligible for purchase by Federal Reserve. Issuer is among 150 largest banks based on total asset size.   | 180 days                                  | CP rate: P-1 or A-1+                       |
| 8.4 Commercial Paper  | 40%                             | US organized and operating corporation with total assets of \$500mm. 10% of issuer's CP. 10% in any one issuer.   | 270 days                                  | CP rate: P-1 or A-1+<br>Debt rate: A       |
| 8.5 Negotiable CD's   | 30%                             | Issued by national- or state-chartered bank or savings association, or a state-licensed branch of a foreign bank that is among 150 largest banks based on total asset size and has CP rate of P-1 or A-1+ OR issuer meets rating requirements. 5% in any one issuer.  | 13 months                                 | AB GerryFindley                            |
| 8.6 Non-negotiable CD's   | 50%                             | Issued by national- or state-chartered bank or savings association. Full FDIC or FSLIC insurance OR full collateralization of: 110% govt. securities or 150% mortgages meeting GC 35601. Contract for Deposit in place. 15% in any one issuer.  | 13 months                                 | AB GerryFindley.                           |
| 8.7 Repurchase Agreements   | 15%                             | Tri-party agreement in place. 102% collateralization of: US Treasuries or Agencies, BA's, CP, Negotiable CD's meeting GC 53601.   | Overnight or weekend                      | N/A  |
| 8.8 Medium-Term Notes   | 30%                             | US organized and operating corporation or US- or state-licensed depository institution.   | A: 2 years<br>AA: 3 years<br>AAA: 5 years | A  |
| 8.9 Local Agency Investment Fund-CA   | \$40,000,000                    | None  | 5 years                                   | N/A  |
| 8.10 Mutual and Money Market Funds  | 20%                             | Mutual fund invests in GC 53601 approved securities; adviser is registered with SEC, has 5 years experience investing according to GC 53601, and has \$500mm under management OR fund meets rating requirements. Money market registered with SEC under ICA of 1940; SEC-registered or -exempt adviser with 5 years experience managing money market mutual funds in excess of \$500mm OR fund meets rating requirements. Investment does not include payment of commission. 10% in any one fund. | 5 years                                   | AAA and Aaa                                |
| 8.11 Collateralized mortgage obligations, asset-backed or other pass-through securities   | 10%                             | None  | 5 years                                   | Issue rate: AA<br>Corporate issuer rate: A |



**CALIFORNIA GOVERNMENT CODE & COUNTY INVESTMENT POLICY  
AUTHORIZED INVESTMENTS**

| CA Code | Investment Category          | Government Code  |                    |                     | Fresno County Investment Policy |                    |                     | Actual Portfolio at cost |
|---------|------------------------------|------------------|--------------------|---------------------|---------------------------------|--------------------|---------------------|--------------------------|
|         |                              | Maximum Maturity | Authorized % Limit | Quality Moody's/S&P | Maximum Maturity                | Authorized % Limit | Quality Moody's/S&P |                          |
| 53601   |                              |                  |                    |                     |                                 |                    |                     |                          |
| (a)     | LOCAL AGENCY BOND            | 5 YEARS          | NO LIMIT           | N/A                 | N/A                             | N/A                | N/A                 | ---                      |
| (b)     | US TREASURY                  | 5 YEARS          | NO LIMIT           | N/A                 | 5 YEARS                         | 85% w/agency       | N/A                 | 1.3%                     |
| (c)     | STATE WARRANT                | 5 YEARS          | NO LIMIT           | N/A                 | N/A                             | N/A                | N/A                 | ---                      |
| (d)     | CALIFORNIA LOCAL AGENCY DEBT | 5 YEARS          | NO LIMIT           | N/A                 | N/A                             | N/A                | N/A                 | ---                      |
| (e)     | US AGENCY                    | 5 YEARS          | NO LIMIT           | N/A                 | 5 YEARS                         | 85% w/treasury     | N/A                 | 69.3%                    |
| (f)     | BANKERS ACCEPTANCE           | 180 DAYS         | 40%                | N/A                 | 180 DAYS                        | 40%                | N/A                 | ---                      |
| (g)     | COMMERCIAL PAPER             | 270 DAYS         | 40%                | P1,A1+              | 270 DAYS                        | 40%                | P1,A1+              | 4.7%                     |
| (h)     | NEGOTIABLE CD                | 5 YEARS          | 30%                | N/A                 | 13 MONTHS                       | 30%                | AB                  | ---                      |
| (i)     | REPURCHASE AGREEMENT         | 1 YEAR           | NO LIMIT           | N/A                 | OVERNIGHT                       | 15%                | N/A                 | 2.9%                     |
| (j)     | REVERSE REPURCHASE AGREEMENT | 92 DAYS          | 20%                | N/A                 | N/A                             | N/A                | N/A                 | ---                      |
| (k)     | MEDIUM TERM NOTE             | 5 YEARS          | 30%                | A                   | 5 YRS for AAA                   | 30%                | A                   | 16.7%                    |
| (l)     | MUTUAL OR MONEY MARKET FUNDS | 5 YRS *          | 20%                | AAA                 | 5 YEARS                         | 20%                | AAA                 | 0.8%                     |
| (m)     | PLEDGED ASSET                | Stat. Prov.      | NO LIMIT           | N/A                 | Stat. Prov.                     | N/A                | N/A                 | ---                      |
| (n)     | NON-NEGOTIABLE CD            | 5 YEARS          | NO LIMIT           | N/A                 | 13 MONTHS                       | 50%                | AB                  | ---                      |
| (o)     | PLEDGED ASSET                | Stat. Prov.      | NO LIMIT           | N/A                 | Stat. Prov.                     | NO LIMIT           | N/A                 | ---                      |
| (p)     | MORT. PASS-THROUGH SECURITY  | 5 YEARS          | 20%                | AA                  | 5 YEARS                         | 10%                | AA                  | ---                      |
| (q)     | LOCAL AGENCY INVESTMENT FUND | 5 YEARS          | NO LIMIT           | N/A                 | 5 YEARS                         | \$40,000,000       | N/A                 | 2.5%/1.8%                |

\* Mutual Funds maturity may be interpreted as weighted average maturity.

**CALIFORNIA CODE - COMPLIANCE**

Compliance Category

| California Code-53601 | <u>Investment Category</u>    | <u>Compliance Category</u> |                        |                      | <u>Comments</u> |
|-----------------------|-------------------------------|----------------------------|------------------------|----------------------|-----------------|
|                       |                               | <u>Quality Yes/No</u>      | <u>Maturity Yes/No</u> | <u>%Limit Yes/No</u> |                 |
| Section (a)           | Local Agency Bonds            | Yes                        | Yes                    | Yes                  | None            |
| Section (b)           | U.S. Treasury                 | Yes                        | Yes                    | Yes                  | None            |
| Section (c)           | State Warrants                | Yes                        | Yes                    | Yes                  | None            |
| Section (d)           | California Local Agency Debt  | Yes                        | Yes                    | Yes                  | None            |
| Section (e)           | U.S. Agencies                 | Yes                        | Yes                    | Yes                  | None            |
| Section (f)           | Bankers Acceptances           | Yes                        | Yes                    | Yes                  | None            |
| Code 53635            | Commercial Paper              | Yes                        | Yes                    | Yes                  | None            |
| Section (h)           | Certificate and Time Deposits | Yes                        | Yes                    | Yes                  | None            |
| Section (i)           | Repurchase Agreements         | Yes                        | Yes                    | Yes                  | None            |
| Section (j)           | Medium Term Notes             | Yes                        | Yes                    | Yes                  | None            |
| Section (k)           | Mutual Funds                  | Yes                        | Yes                    | Yes                  | None            |
| Section (l)           | Pledged Assets                | Yes                        | Yes                    | Yes                  | None            |
| Section (m)           | Secured Deposits              | Yes                        | Yes                    | Yes                  | None            |
| Section (n)           | Pass-Through Securities       | Yes                        | Yes                    | Yes                  | None            |

**FRESNO POLICY - COMPLIANCE**

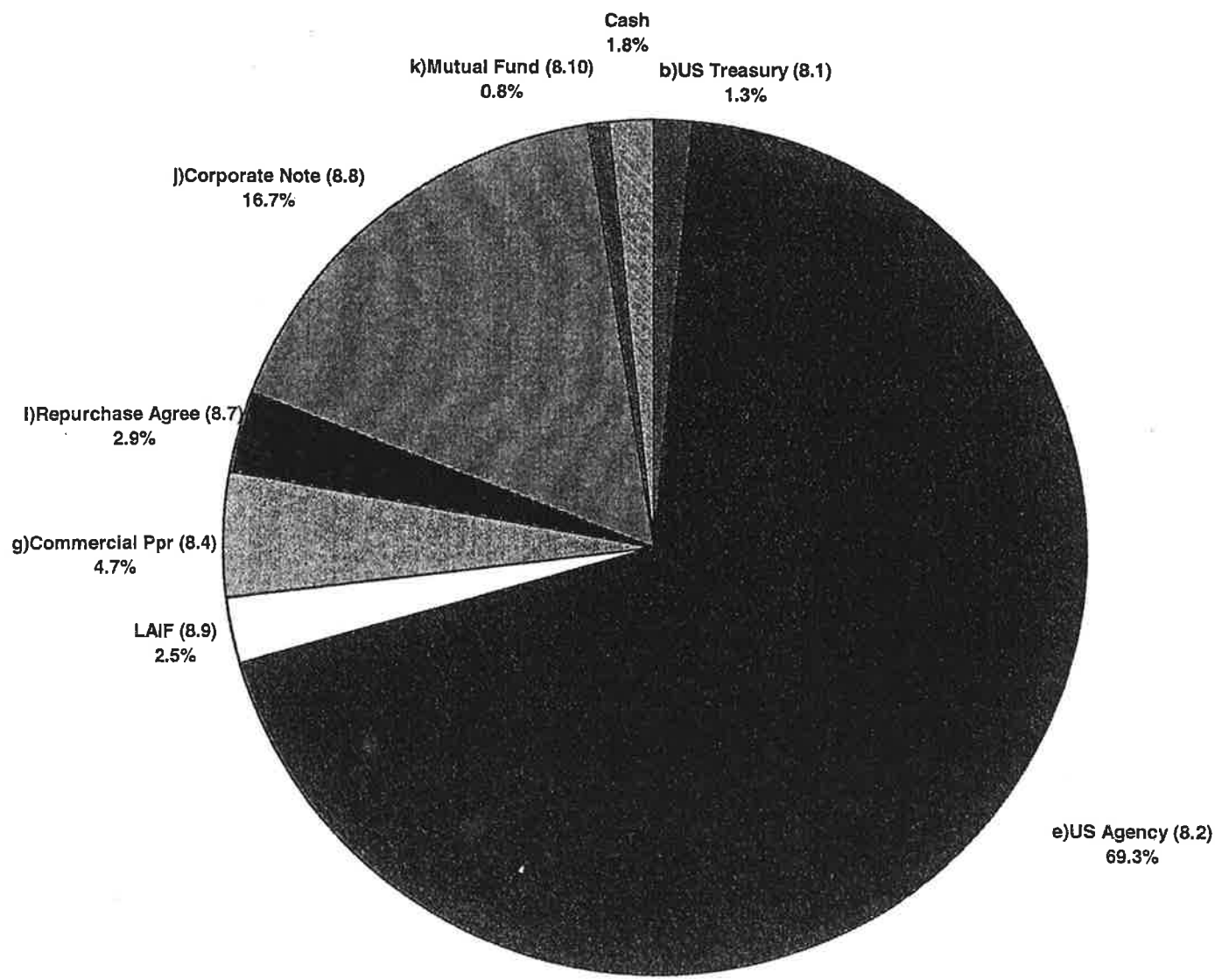
Compliance Category

| <u>California Code-53601</u> | <u>Investment Category</u>    | <u>Compliance Category</u> |                        |                      |      | <u>Comments</u> |
|------------------------------|-------------------------------|----------------------------|------------------------|----------------------|------|-----------------|
|                              |                               | <u>Quality Yes/No</u>      | <u>Maturity Yes/No</u> | <u>%Limit Yes/No</u> |      |                 |
| Section (a)                  | Local Agency Bonds            | N/A                        | N/A                    | N/A                  | None |                 |
| Section (b)                  | U.S. Treasury                 | Yes                        | Yes                    | Yes                  | None |                 |
| Section (c)                  | State Warrants                | N/A                        | N/A                    | N/A                  | None |                 |
| Section (d)                  | California Local Agency Debt  | N/A                        | N/A                    | N/A                  | None |                 |
| Section (e)                  | U.S. Agencies                 | Yes                        | Yes                    | Yes                  | None |                 |
| Section (f)                  | Bankers Acceptances           | Yes                        | Yes                    | Yes                  | None |                 |
| Code 53635                   | Commercial Paper              | Yes                        | Yes                    | Yes                  | None |                 |
| Section (h)                  | Certificate and Time Deposits | Yes                        | Yes                    | Yes                  | None |                 |
| Section (i)                  | Repurchase Agreements         | Yes                        | Yes                    | Yes                  | None |                 |
| Section (j)                  | Medium Term Notes             | Yes                        | Yes                    | Yes                  | None |                 |
| Section (k)                  | Mutual Funds                  | Yes                        | Yes                    | Yes                  | None |                 |
| Section (l)                  | Pledged Assets                | N/A                        | N/A                    | N/A                  | None |                 |
| Section (m)                  | Secured Deposits              | Yes                        | Yes                    | Yes                  | None |                 |
| Section (n)                  | Pass-Through Securities       | Yes                        | Yes                    | Yes                  | None |                 |

# County of Fresno Treasury Investment Pool

As of September 30, 2004

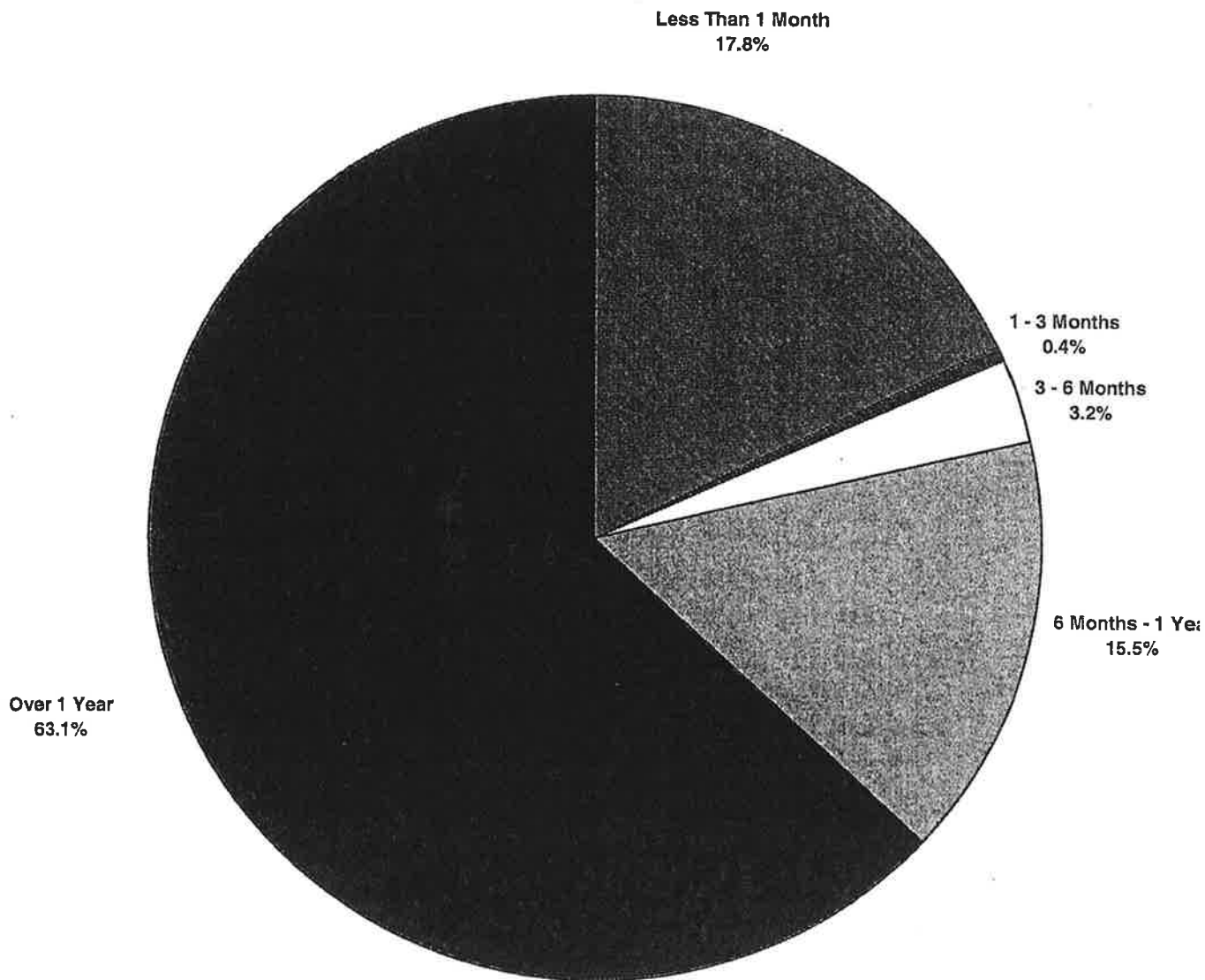
## Portfolio Breakdown by Investment Type (valued at cost)



# County of Fresno Treasury Investment Pool

As of September 30, 2004

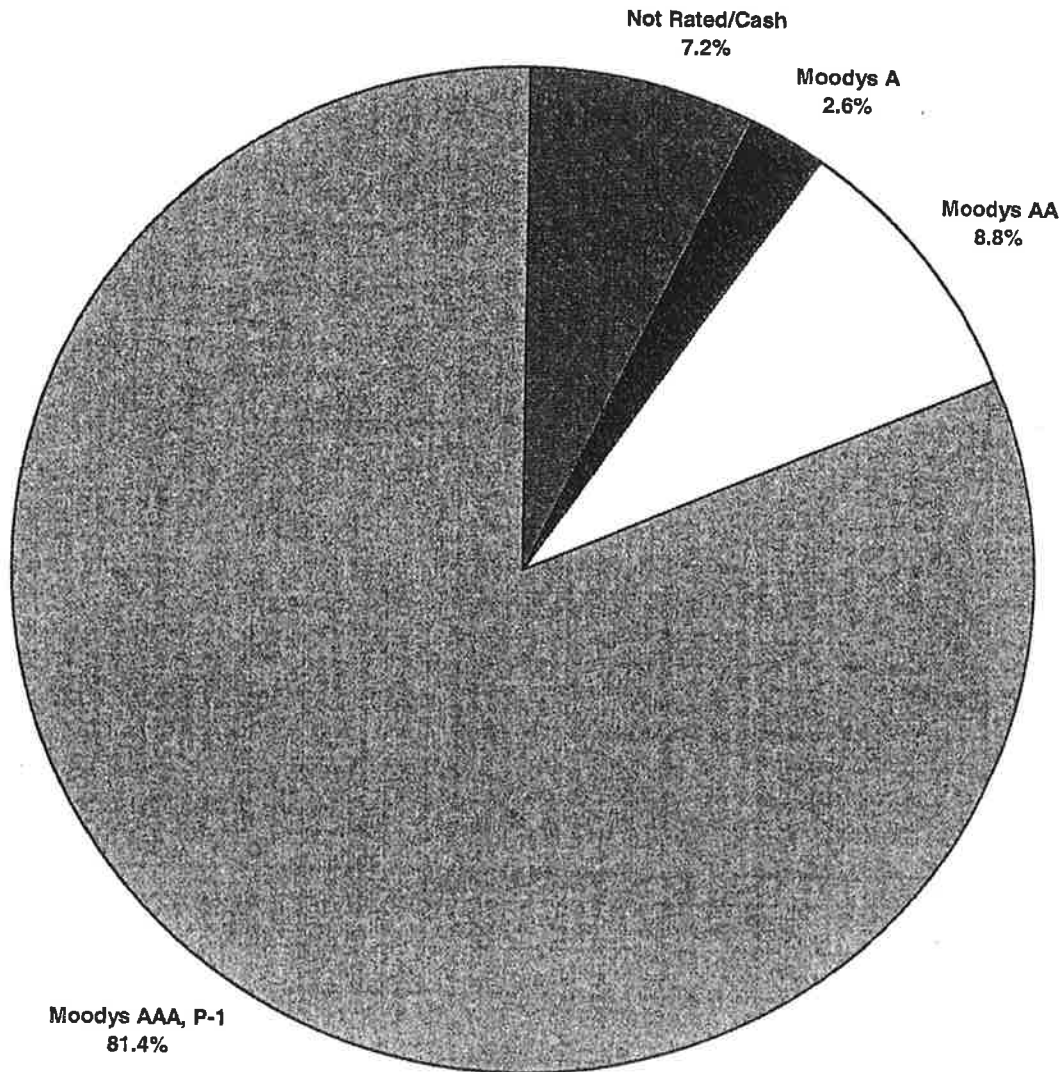
## Portfolio Breakdown by Maturity Date (valued at cost)



# County of Fresno Treasury Investment Pool

As of September 30, 2004

## Portfolio Breakdown by Quality (valued at cost)



# County of Fresno Treasury Investment Pool

As of September 30, 2004

## Pricing Sources

### I. Managed Assets (continued)

**Morgan Stanley Dean Witter:** repurchase agreements are custodied by Bank of New York, which verifies the collateral valuation; prospectus 10/25/03

**UBS Financial Services:** repurchase agreements are custodied by JP Morgan Chase Manhattan Bank, which verifies the collateral valuation

**BlackRock Provident Institutional T Fund:** updated 3/24/04; prospectus 1/30/04

To determine T-Fund's net asset value per share, the daily valuation of portfolio securities is performed in accordance with BIMC's matrix pricing policy.

BIMC uses a matrix pricing methodology that is based on pricing tiers called matrix codes, and time cells that extend out the yield curve.

The matrix codes represent how a security trades relative to other securities of the same type. Security prices (yields) represent the bid side of the market and are indicative of where we would expect to be able to sell that security.

Prices of repurchase agreements come from Bloomberg. BlackRock also checks the data against Broker/Dealers who are major participants in specific money market areas. Meuller provides prices from Treasury bills, notes, and bonds.

Portfolio valuations are performed daily. Portfolio managers who are members of the matrix pricing team check data for accuracy. This data feeds the fund accounting system that determines the fund's net asset value per share. The variance to a \$1.00/share is noted and reported to the portfolio manager daily.

Depending on market conditions, the number of matrix codes and the spread between tiers may change. BlackRock reviews these factors periodically and change them as conditions warrant.

**Citigroup:** repurchase agreements are custodied by Bank of New York, which verifies the collateral valuation

**Wells Capital Management:** updated 07/09/04; prospectus 8/1/04

| Security Type   | Primary Vendor   |
|---|--|
| Municipal bonds                                       | SEI (JJ Kenny), IDC, Bloomberg, broker                 |
| Domestic corporate bonds (includes medium term notes) | IDC, SEI (Merrill Lynch), Bloomberg, broker            |
| Foreign corporate bonds                               | IDC, SEI (Extel), Bloomberg, broker                    |
| Government bonds                                      | IDC, SEI (Merrill Lynch), Bloomberg, broker            |
| Domestic equities                                     | IDC, SEI (CMOs, MSBs, Remics - IDC), Bloomberg, broker |
| Foreign equities                                      | IDC, SEI (Extel), Bloomberg, broker                    |
| Commercial Paper/CDs/Miscellaneous Assets             | SEI, IDC, Bloomberg, broker                            |
| Mutual funds  | SEI, IDC, Bloomberg, broker                            |

**Bear Stearns:** Primary dealer

**Smith Graham & Co. Investment Advisors, L.P.:** updated 1/15/04

SG& C relies on third parties for pricing securities. Currently Lehman Brothers is the pricing source for the firm's fixed income securities.

### II. Custodied Assets

**Union Bank of California, N.A.** updated 1/16/04

| Vendor    | Frequency | Issue  |
|-----------|-----------|--|
| IDC/IDSI  | Daily     | Corporate Bonds, Municipal Bonds, US Government and Agency Securities, Common and Preferred Stocks |
| Extel     | Daily     | Non-US Securities  |
| Bloomberg | Daily     | When prices are not available from Interactive Data  |

# County of Fresno Treasury Investment Pool

As of September 30, 2004

---

## III. Non-custodied Assets

**Bank of the West:** checking account: bank-issued statement provided by the County of Fresno

**County of Fresno:** cash held in vault reported by the County of Fresno

**Local Agency Investment Fund:** LAIF statement provided by the County of Fresno



# County of Fresno Treasury Investment Pool

as of September 30, 2004

## Holdings Report by Investment Type

| Cusip                             | Issuer       | Maturity | Coupon | Par Value (\$000) | Moody's Rating | Market Price | Market Value (\$000) | Percent Portfolio (Market) | Cost Value (\$000) | Percent Portfolio (Cost) | Unrealized Gain/Loss (\$000) | Unrealized Gain/Loss (Percent) | Yield | Mt |
|-----------------------------------|--------------|----------|--------|-------------------|----------------|--------------|----------------------|----------------------------|--------------------|--------------------------|------------------------------|--------------------------------|-------|----|
| <b>b) US TREASURY NOTES (8.1)</b> |              |          |        |                   |                |              |                      |                            |                    |                          |                              |                                |       |    |
| 912828CQ1                         | US TREASURY  | 07/31/06 | 2.75%  | 500               | AAA            | 100.38       | 502                  | 0.0%                       | 501                | 0.0%                     | 1                            | 0.2%                           | 2.68% |    |
| 9128277F3                         | US TREAS NTS | 11/15/06 | 3.50%  | 300               | AAA            | 101.75       | 305                  | 0.0%                       | 303                | 0.0%                     | 2                            | 0.7%                           | 3.24% |    |
| 9128277F3                         | US TREAS NTS | 11/15/06 | 3.50%  | 200               | AAA            | 101.75       | 204                  | 0.0%                       | 203                | 0.0%                     | 0                            | 0.2%                           | 3.10% |    |
| 9128277F3                         | US TREAS NTS | 11/15/06 | 3.50%  | 1,000             | AAA            | 101.75       | 1,018                | 0.1%                       | 1,032              | 0.1%                     | -14                          | -1.4%                          | 2.47% |    |
| 9128277F3                         | US TREAS NTS | 11/15/06 | 3.50%  | 3,900             | AAA            | 101.75       | 3,968                | 0.3%                       | 4,052              | 0.3%                     | -84                          | -2.1%                          | 2.01% |    |
| 9128277F3                         | US TREAS NTS | 11/15/06 | 3.50%  | 2,900             | AAA            | 101.75       | 2,951                | 0.2%                       | 2,957              | 0.2%                     | -6                           | -0.2%                          | 2.58% |    |
| 9128277F3                         | US TREAS NTS | 11/15/06 | 3.50%  | 960               | AAA            | 101.75       | 977                  | 0.1%                       | 981                | 0.1%                     | -4                           | -0.4%                          | 2.48% |    |
| 9128277F3                         | US TREAS NTS | 11/15/06 | 3.50%  | 4,900             | AAA            | 101.75       | 4,986                | 0.3%                       | 5,007              | 0.3%                     | -21                          | -0.4%                          | 2.47% |    |
| 912828BP4                         | US TREASURY  | 11/15/06 | 2.63%  | 2,750             | AAA            | 99.97        | 2,749                | 0.2%                       | 2,774              | 0.2%                     | -25                          | -0.9%                          | 2.31% |    |
| 912828BY5                         | US TREASURY  | 02/15/07 | 2.25%  | 1,000             | AAA            | 98.93        | 989                  | 0.1%                       | 1,003              | 0.1%                     | -13                          | -1.3%                          | 2.16% |    |
| 912828AC4                         | US TREAS NTS | 05/15/07 | 4.38%  | 950               | AAA            | 103.89       | 988                  | 0.1%                       | 984                | 0.1%                     | 4                            | 0.4%                           | 3.02% |    |
| 912828BM1                         | US TREASURY  | 10/15/08 | 3.13%  | 1,000             | AAA            | 99.85        | 999                  | 0.1%                       | 982                | 0.1%                     | 17                           | 1.7%                           | 3.59% |    |
|                                   |              | 12/28/06 | 3.33%  | 20,360            | AAA            | 101.35       | 20,635               | 1.3%                       | 20,778             | 1.3%                     | -143                         | -0.7%                          | 2.46% |    |

### e) US AGENCY (8.2)

|           |                   |          |       |        |     |        |        |      |        |      |      |       |       |    |
|-----------|-------------------|----------|-------|--------|-----|--------|--------|------|--------|------|------|-------|-------|----|
| 313588J55 | FNMA DISC NTS     | 10/05/04 | NA    | 10,000 | AAA | 99.98  | 9,998  | 0.6% | 9,990  | 0.6% | 8    | 0.1%  | 1.70% | FF |
| 313588J55 | FNMA DISC NTS     | 10/05/04 | NA    | 10,000 | AAA | 99.98  | 9,998  | 0.6% | 9,991  | 0.6% | 7    | 0.1%  | 1.71% | FF |
| 313588J55 | FNMA DISC NTS     | 10/05/04 | NA    | 10,000 | AAA | 99.98  | 9,998  | 0.6% | 9,991  | 0.6% | 7    | 0.1%  | 1.71% | FF |
| 313588J63 | FNMA DISC NTS     | 10/06/04 | NA    | 5,000  | AAA | 99.98  | 4,999  | 0.3% | 4,973  | 0.3% | 26   | 0.5%  | 1.13% | FF |
| 313588J63 | FNMA DISC NTS     | 10/06/04 | NA    | 5,000  | AAA | 99.98  | 4,999  | 0.3% | 4,973  | 0.3% | 26   | 0.5%  | 1.13% | FF |
| 313588J63 | FNMA DISC NTS     | 10/06/04 | NA    | 10,000 | AAA | 99.98  | 9,998  | 0.6% | 9,990  | 0.6% | 8    | 0.1%  | 1.71% | FF |
| 313588J63 | FNMA DISC NTS     | 10/06/04 | NA    | 10,000 | AAA | 99.98  | 9,998  | 0.6% | 9,988  | 0.6% | 9    | 0.1%  | 1.70% | FF |
| 313588J63 | FNMA DISC NTS     | 10/06/04 | NA    | 10,000 | AAA | 99.97  | 9,997  | 0.6% | 9,987  | 0.6% | 8    | 0.1%  | 1.71% | FF |
| 313588K46 | FNMA DISC NTS     | 10/12/04 | NA    | 10,000 | AAA | 99.95  | 9,995  | 0.6% | 9,987  | 0.6% | 8    | 0.1%  | 1.71% | FF |
| 313588K53 | FNMA DISC NTS     | 10/13/04 | NA    | 5,000  | AAA | 99.94  | 4,997  | 0.3% | 4,972  | 0.3% | 25   | 0.5%  | 1.23% | FF |
| 313588K61 | FNMA DISC NTS BB  | 10/14/04 | NA    | 5,000  | AAA | 99.94  | 4,997  | 0.3% | 4,988  | 0.3% | 9    | 0.2%  | 0.48% | FF |
| 3133X53Z9 | FHLB BDS          | 12/16/04 | 1.17% | 5,000  | AAA | 99.84  | 4,992  | 0.3% | 4,989  | 0.3% | 4    | 0.1%  | 1.69% | FF |
| 3133MKYS0 | FHLB              | 01/14/05 | 4.13% | 5,000  | AAA | 100.63 | 5,031  | 0.3% | 5,105  | 0.3% | -74  | -1.5% | 1.29% | FF |
| 31331LE56 | FFCB BDS          | 02/01/05 | 3.88% | 1,000  | AAA | 100.66 | 1,007  | 0.1% | 1,030  | 0.1% | -23  | -2.3% | 2.59% | FF |
| 3136F43M4 | FNMA NTS          | 02/18/05 | 1.38% | 5,000  | AAA | 99.78  | 4,989  | 0.3% | 4,997  | 0.3% | -8   | -0.2% | 1.45% | FF |
| 88387UBJ3 | SLMA              | 03/15/05 | 2.00% | 10,000 | AAA | 100.00 | 10,000 | 0.6% | 10,020 | 0.6% | -20  | -0.2% | 1.91% | FF |
| 31331Q3K1 | FFCB              | 04/07/05 | 1.25% | 5,000  | AAA | 99.53  | 4,977  | 0.3% | 4,990  | 0.3% | -13  | -0.3% | 1.37% | FF |
| 3133X54N5 | FHLB S/U          | 04/08/05 | 1.20% | 4,000  | AAA | 99.53  | 3,981  | 0.3% | 4,000  | 0.3% | -19  | -0.5% | 1.20% | FF |
| 31331RSX4 | FFCB              | 04/13/05 | 5.72% | 1,000  | AAA | 101.87 | 1,019  | 0.1% | 1,053  | 0.1% | -35  | -3.3% | 4.09% |    |
| 31339YBL5 | FHLB BDS          | 04/14/05 | 1.25% | 5,000  | AAA | 99.50  | 4,975  | 0.3% | 4,991  | 0.3% | -16  | -0.3% | 1.35% | FF |
| 31331LJ90 | FFCB BD           | 04/15/05 | 4.38% | 4,400  | AAA | 101.22 | 4,454  | 0.3% | 4,578  | 0.3% | -124 | -2.7% | 2.60% | FF |
| 3133MMXQ1 | FHLB BD           | 04/15/05 | 4.63% | 5,000  | AAA | 101.31 | 5,066  | 0.3% | 5,144  | 0.3% | -78  | -1.5% | 1.60% |    |
| 3133X6M94 | FHLB BDS          | 04/15/05 | 1.82% | 1,825  | AAA | 101.31 | 1,848  | 0.1% | 1,929  | 0.1% | -80  | -4.2% | 2.04% |    |
| 31331Q091 | FFCB              | 05/10/05 | 1.63% | 5,000  | AAA | 99.66  | 4,983  | 0.3% | 5,000  | 0.3% | -17  | -0.3% | 1.63% | FF |
| 31331Q091 | FFCB              | 06/17/05 | 1.63% | 5,000  | AAA | 99.56  | 4,978  | 0.3% | 4,995  | 0.3% | -17  | -0.3% | 1.67% | FF |
| 313589HG1 | FNMA DISC NTS     | 06/24/05 | NA    | 5,000  | AAA | 98.38  | 4,919  | 0.3% | 4,914  | 0.3% | 5    | 0.1%  | 2.13% | FF |
| 313589HG1 | FNMA DISC NTS     | 06/24/05 | NA    | 5,000  | AAA | 98.38  | 4,919  | 0.3% | 4,914  | 0.3% | 5    | 0.1%  | 2.13% | FF |
| 313397HK0 | FHLMC DISC NTS    | 06/27/05 | NA    | 5,000  | AAA | 98.36  | 4,918  | 0.3% | 4,912  | 0.3% | 6    | 0.1%  | 2.11% | FF |
| 313397HK0 | FHLMC DISC NTS    | 06/27/05 | NA    | 5,000  | AAA | 98.36  | 4,918  | 0.3% | 4,912  | 0.3% | 6    | 0.1%  | 2.14% | FF |
| 313397HK0 | FHLMC DISC NTS    | 06/27/05 | NA    | 5,000  | AAA | 98.36  | 4,918  | 0.3% | 4,913  | 0.3% | 5    | 0.1%  | 2.13% | FF |
| 313397HL8 | FHLMC DISC NTS RB | 06/28/05 | NA    | 5,000  | AAA | 98.36  | 4,918  | 0.3% | 4,912  | 0.3% | 6    | 0.1%  | 2.12% | FF |
| 313397HL8 | FHLMC DISC NTS RB | 06/28/05 | NA    | 5,000  | AAA | 98.36  | 4,918  | 0.3% | 4,917  | 0.3% | 1    | 0.0%  | 2.13% | FF |
| 3133X2S71 | FHLB BDS          | 06/30/05 | 2.05% | 5,000  | AAA | 99.84  | 4,992  | 0.3% | 5,000  | 0.3% | -8   | -0.2% | 2.05% | FF |
| 313589HN6 | FNMA DISC NTS     | 06/30/05 | NA    | 10,000 | AAA | 98.35  | 9,835  | 0.6% | 9,825  | 0.6% | 10   | 0.1%  | 2.12% | FF |
| 313589HN6 | FNMA DISC NTS     | 06/30/05 | NA    | 5,000  | AAA | 98.35  | 4,918  | 0.3% | 4,913  | 0.3% | 4    | 0.1%  | 2.12% | FF |
| 31339XQT4 | FHLB BDS          | 07/01/05 | 1.45% | 5,000  | AAA | 99.41  | 4,970  | 0.3% | 5,000  | 0.3% | -30  | -0.6% | 1.45% | FF |
| 31331QY27 | FFCB BDS          | 07/07/05 | 1.45% | 5,000  | AAA | 99.38  | 4,969  | 0.3% | 4,995  | 0.3% | -27  | -0.5% | 1.50% | FF |
| 31339XV77 | FHLB              | 07/08/05 | 1.50% | 5,000  | AAA | 99.41  | 4,970  | 0.3% | 5,000  | 0.3% | -30  | -0.6% | 1.50% | FF |
| 31339YDE9 | FHLB BDS          | 07/22/05 | 1.45% | 5,000  | AAA | 99.31  | 4,966  | 0.3% | 5,000  | 0.3% | -34  | -0.7% | 1.45% | FF |
| 31339YDE9 | FHLB BDS          | 07/22/05 | 1.45% | 5,000  | AAA | 99.31  | 4,966  | 0.3% | 5,000  | 0.3% | -34  | -0.7% | 1.45% | FF |
| 31339YKR2 | FHLB BDS          | 07/22/05 | 1.50% | 2,815  | AAA | 99.38  | 2,797  | 0.2% | 2,812  | 0.2% | -15  | -0.5% | 1.55% | FF |
| 3128X1VV6 | FHLMC MTN         | 08/04/05 | 1.80% | 5,000  | AAA | 99.57  | 4,978  | 0.3% | 5,000  | 0.3% | -22  | -0.4% | 1.80% | FF |
| 3133MQ3S1 | FHLB              | 08/15/05 | 3.25% | 2,900  | AAA | 100.81 | 2,924  | 0.2% | 3,015  | 0.2% | -91  | -3.0% | 1.38% |    |
| 3133MQ3S2 | FHLB              | 08/15/05 | 3.00% | 1,300  | AAA | 100.59 | 1,308  | 0.1% | 1,328  | 0.1% | -20  | -1.5% | 2.14% |    |
| 3133X57E2 | FHLB BDS          | 09/26/05 | 1.60% | 5,000  | AAA | 99.22  | 4,961  | 0.3% | 5,000  | 0.3% | -39  | -0.8% | 1.60% | FF |
| 3133X14X2 | FHLB BDS          | 09/29/05 | 2.30% | 5,000  | AAA | 99.88  | 4,994  | 0.3% | 5,000  | 0.3% | -6   | -0.1% | 2.30% | FF |
| 3133X2SJ5 | FHLB BDS          | 09/29/05 | 2.25% | 10,000 | AAA | 99.91  | 9,991  | 0.6% | 10,014 | 0.6% | -24  | -0.2% | 2.15% | FF |
| 3133X56A1 | FHLB BDS          | 09/29/05 | 1.50% | 5,000  | AAA | 99.16  | 4,958  | 0.3% | 5,000  | 0.3% | -42  | -0.8% | 1.50% | FF |
| 3133X5CG1 | FHLB BDS          | 09/30/05 | 1.55% | 5,000  | AAA | 99.16  | 4,958  | 0.3% | 5,000  | 0.3% | -42  | -0.8% | 1.55% | FF |
| 31359MPT4 | FNMA              | 10/15/05 | 2.88% | 1,250  | AAA | 100.59 | 1,257  | 0.1% | 1,292  | 0.1% | -34  | -2.8% | 1.44% |    |
| 31359MPT4 | FNMA              | 10/15/05 | 2.88% | 1,500  | AAA | 100.59 | 1,509  | 0.1% | 1,536  | 0.1% | -27  | -1.7% | 1.79% |    |
| 31331TYQ8 | FFCB BDS          | 10/19/05 | 1.50% | 5,000  | AAA | 99.06  | 4,953  | 0.3% | 5,000  | 0.3% | -47  | -0.9% | 1.50% | FF |
| 3136F4NQ3 | FNMA S/U          | 10/29/05 | 1.75% | 5,000  | AAA | 99.97  | 4,998  | 0.3% | 5,017  | 0.3% | -18  | -0.4% | 1.54% | FF |
| 31331THT1 | FFCB BDS          | 10/27/05 | 2.38% | 3,200  | AAA | 99.91  | 3,197  | 0.2% | 3,200  | 0.2% | -3   | -0.1% | 2.38% | FF |
| 3133X5ZS0 | FHLB BDS          | 10/28/05 | 1.95% | 5,000  | AAA | 99.53  | 4,977  | 0.3% | 5,000  | 0.3% | -23  | -0.5% | 1.95% | FF |
| 3136F4QZ0 | FNMA NT           | 10/28/05 | 2.25% | 5,000  | AAA | 99.84  | 4,992  | 0.3% | 5,000  | 0.3% | -8   | -0.2% | 2.25% | FF |
| 3128X15P8 | FHLMC MTN         | 11/10/05 | 2.25% | 5,000  | AAA | 99.81  | 4,991  | 0.3% | 5,000  | 0.3% | -9   | -0.2% | 2.25% | FF |
| 3133X6GF7 | FHLB BDS          | 11/10/05 | 1.95% | 5,000  | AAA | 99.47  | 4,973  | 0.3% | 5,000  | 0.3% | -27  | -0.5% | 1.95% | FF |
| 31331QK0C | FFCB              | 11/15/05 | 2.50% | 1,000  | AAA | 100.09 | 1,001  | 0.1% | 999    | 0.1% | 2    | 0.2%  | 2.53% |    |
| 3134A4UH5 | FHLMC             | 11/15/05 | 2.13% | 2,000  | AAA | 99.69  | 1,994  | 0.1% | 2,008  | 0.1% | -14  | -0.7% | 1.90% |    |
| 3128X15D5 | FHLMC MTN S/U     | 11/17/05 | 1.85% | 5,000  | AAA | 99.94  | 4,997  | 0.3% | 5,000  | 0.3% | -3   | -0.1% | 1.85% | FF |
| 3128X15D5 | FHLMC MTN S/U     | 11/17/05 | 1.85% | 7,040  | AAA | 99.94  | 7,036  | 0.4% | 7,031  | 0.4% | 5    | 0.1%  | 1.91% | FF |
| 3128X15D5 | FHLMC MTN S/U     | 11/17/05 | 1.85% | 5,000  | AAA | 99.94  | 4,997  | 0.3% | 5,000  | 0.3% | -3   | -0.1% | 1.85% | FF |
| 3136F4SN5 | FN                |          |       |        |     |        |        |      |        |      |      |       |       |    |

# County of Fresno Treasury Investment Pool

as of September 30, 2004

## Holdings Report by Investment Type

| Cusip                               | Issuer             | Maturity | Coupon | Par Value (\$000) | Moody's Rating | Market Price | Market Value (\$000) | Percent Portfolio (Market) | Cost Value (\$000) | Percent Portfolio (Cost) | Unrealized Gain/Loss (\$000) | Unrealized Gain/Loss (Percent) | Yield | Manu |
|-------------------------------------|--------------------|----------|--------|-------------------|----------------|--------------|----------------------|----------------------------|--------------------|--------------------------|------------------------------|--------------------------------|-------|------|
| <b>b) US AGENCY (8.2) continued</b> |                    |          |        |                   |                |              |                      |                            |                    |                          |                              |                                |       |      |
| 128X2AX3                            | FHLMC MTN4 NTS S/U | 11/28/05 | 2.00%  | 5,000             | AAA            | 99.95        | 4,998                | 0.3%                       | 5,005              | 0.3%                     | -7                           | -0.1%                          | 1.93% | FRE  |
| 133X25K7                            | FHLB BDS           | 11/28/05 | 2.23%  | 5,000             | AAA            | 99.75        | 4,988                | 0.3%                       | 4,974              | 0.3%                     | 14                           | 0.3%                           | 2.50% | FRE  |
| 3133X2UX1                           | FHLB BDS           | 12/15/05 | 2.25%  | 8,000             | AAA            | 99.75        | 7,980                | 0.5%                       | 7,997              | 0.5%                     | -17                          | -0.2%                          | 2.27% | FRE  |
| 3133X2UX1                           | FHLB               | 12/15/05 | 2.25%  | 2,000             | AAA            | 99.75        | 1,995                | 0.1%                       | 2,010              | 0.1%                     | -15                          | -0.8%                          | 1.97% | WE   |
| 128X2J44                            | FHLMC MTN          | 12/16/05 | 2.23%  | 5,825             | AAA            | 99.19        | 5,778                | 0.4%                       | 5,796              | 0.4%                     | -18                          | -0.3%                          | 2.55% | FRE  |
| 1339XQP2                            | FHLB               | 12/30/05 | 1.82%  | 5,000             | AAA            | 99.18        | 4,958                | 0.3%                       | 5,000              | 0.3%                     | -42                          | -0.8%                          | 1.82% | FRE  |
| 133X5QJ0                            | FHLB BDS           | 12/30/05 | 1.60%  | 5,000             | AAA            | 98.91        | 4,945                | 0.3%                       | 5,000              | 0.3%                     | -55                          | -1.1%                          | 1.60% | FRE  |
| 3133X5FQ6                           | FHLB BDS           | 01/12/06 | 1.75%  | 5,000             | AAA            | 99.06        | 4,953                | 0.3%                       | 5,000              | 0.3%                     | -47                          | -0.9%                          | 1.75% | FRE  |
| 3133X5TG3                           | FHLB BDS           | 01/23/06 | 1.85%  | 5,000             | AAA            | 98.41        | 4,920                | 0.3%                       | 5,000              | 0.3%                     | -80                          | -1.6%                          | 1.85% | FRE  |
| 3133X5ZA9                           | FHLB BDS           | 01/27/06 | 2.02%  | 5,000             | AAA            | 99.31        | 4,966                | 0.3%                       | 5,000              | 0.3%                     | -34                          | -0.7%                          | 2.02% | FRE  |
| 133X7Y24                            | FHLB S/U           | 01/27/06 | 2.13%  | 5,000             | AAA            | 99.94        | 4,997                | 0.3%                       | 5,000              | 0.3%                     | -3                           | -0.1%                          | 2.13% | FRE  |
| 13311TRU7                           | FFCB BDS           | 01/30/06 | 2.09%  | 5,000             | AAA            | 99.38        | 4,969                | 0.3%                       | 5,000              | 0.3%                     | -31                          | -0.6%                          | 2.09% | FRE  |
| 136F34B9                            | FNMA               | 01/30/06 | 2.18%  | 5,000             | AAA            | 99.56        | 4,978                | 0.3%                       | 4,983              | 0.3%                     | -5                           | -0.1%                          | 2.33% | FRE  |
| 3136F3S23                           | FNMA NTS           | 01/30/06 | 2.00%  | 5,000             | AAA            | 99.31        | 4,966                | 0.3%                       | 4,999              | 0.3%                     | -33                          | -0.7%                          | 2.01% | FRE  |
| 3133X6G26                           | FHLB BDS           | 02/03/06 | 2.05%  | 1,100             | AAA            | 99.38        | 1,093                | 0.1%                       | 1,100              | 0.1%                     | -7                           | -0.6%                          | 2.05% | FRE  |
| 136F43P7                            | FNMA S/U           | 02/09/06 | 1.63%  | 5,000             | AAA            | 99.94        | 4,997                | 0.3%                       | 5,000              | 0.3%                     | -3                           | -0.1%                          | 1.63% | FRE  |
| 133X6MT0                            | FHLB BDS           | 02/10/06 | 2.25%  | 5,000             | AAA            | 98.59        | 4,980                | 0.3%                       | 5,000              | 0.3%                     | -20                          | -0.4%                          | 2.25% | FRE  |
| 133X0Z21                            | FHLB BDS           | 02/13/06 | 2.03%  | 6,000             | AAA            | 99.31        | 5,959                | 0.4%                       | 5,000              | 0.4%                     | -41                          | -0.7%                          | 2.03% | FRE  |
| 31339YVN9                           | FHLB BDS           | 02/14/06 | 2.00%  | 5,040             | AAA            | 99.22        | 5,001                | 0.3%                       | 5,002              | 0.3%                     | -2                           | 0.0%                           | 2.31% | FRE  |
| 3128X2BU8                           | FHLMC MTN3 S/U     | 02/24/06 | 2.00%  | 5,000             | AAA            | 99.96        | 4,998                | 0.3%                       | 5,000              | 0.3%                     | -2                           | 0.0%                           | 2.00% | FRE  |
| 133X3XJ7                            | FHLB BDS           | 02/27/06 | 2.25%  | 5,575             | AAA            | 99.63        | 5,549                | 0.3%                       | 5,572              | 0.3%                     | -23                          | -0.4%                          | 2.28% | FRE  |
| 133MDJP9                            | FHLB               | 03/08/06 | 5.13%  | 600               | AAA            | 103.59       | 622                  | 0.0%                       | 631                | 0.0%                     | -10                          | -1.5%                          | 3.56% | :    |
| 133MDJP9                            | FHLB               | 03/08/06 | 5.13%  | 400               | AAA            | 103.59       | 414                  | 0.0%                       | 427                | 0.0%                     | -12                          | -2.9%                          | 3.12% | :    |
| 133MDJP9                            | FHLB               | 03/08/06 | 5.13%  | 1,000             | AAA            | 103.59       | 1,036                | 0.1%                       | 1,078              | 0.1%                     | -43                          | -3.9%                          | 2.28% | :    |
| 3133MDJP9                           | FHLB               | 03/08/06 | 5.13%  | 2,500             | AAA            | 103.59       | 2,590                | 0.2%                       | 2,604              | 0.2%                     | -15                          | -0.6%                          | 2.67% | :    |
| 3133MDJP9                           | FHLB               | 03/08/06 | 5.13%  | 3,300             | AAA            | 103.59       | 3,419                | 0.2%                       | 3,601              | 0.2%                     | -183                         | -5.1%                          | 1.72% | :    |
| 11331TWE7                           | FFCB BDS           | 03/15/06 | 1.93%  | 5,000             | AAA            | 98.59        | 4,930                | 0.3%                       | 5,000              | 0.3%                     | -70                          | -1.4%                          | 1.93% | FRE  |
| 11331TWE7                           | FFCB BDS           | 03/15/06 | 1.93%  | 5,000             | AAA            | 98.59        | 4,930                | 0.3%                       | 5,000              | 0.3%                     | -70                          | -1.4%                          | 1.93% | FRE  |
| 136F5JD4                            | FNMA NTS           | 03/29/06 | 2.00%  | 5,000             | AAA            | 99.13        | 4,958                | 0.3%                       | 5,000              | 0.3%                     | -44                          | -0.9%                          | 2.00% | FRE  |
| 3133X5BN7                           | FHLB BDS           | 04/06/06 | 2.00%  | 5,000             | AAA            | 99.09        | 4,955                | 0.3%                       | 5,000              | 0.3%                     | -45                          | -0.9%                          | 2.00% | FRE  |
| 3133X5B64                           | FHLB BDS           | 04/07/06 | 2.00%  | 10,000            | AAA            | 99.06        | 9,906                | 0.6%                       | 10,000             | 0.6%                     | -94                          | -0.9%                          | 2.00% | FRE  |
| 3128X2R98                           | FHLMC MTN NTS      | 04/12/06 | 2.00%  | 5,000             | AAA            | 99.09        | 4,954                | 0.3%                       | 5,000              | 0.3%                     | -46                          | -0.9%                          | 2.00% | FRE  |
| 133X5J74                            | FHLB BDS           | 04/13/06 | 2.00%  | 5,000             | AAA            | 99.06        | 4,953                | 0.3%                       | 5,000              | 0.3%                     | -47                          | -0.9%                          | 2.00% | FRE  |
| 3133X5J74                           | FHLB BDS           | 04/13/06 | 2.00%  | 5,000             | AAA            | 99.06        | 4,953                | 0.3%                       | 5,000              | 0.3%                     | -47                          | -0.9%                          | 2.00% | FRE  |
| 1359MQ29                            | FNMA               | 04/15/06 | 2.13%  | 500               | AAA            | 99.34        | 497                  | 0.0%                       | 501                | 0.0%                     | -5                           | -0.9%                          | 2.00% | WE   |
| 31359MQ29                           | FNMA               | 04/15/06 | 2.13%  | 600               | AAA            | 99.34        | 596                  | 0.0%                       | 598                | 0.0%                     | -2                           | -0.4%                          | 2.22% | WE   |
| 3136F5MK4                           | FNMA NTS           | 04/20/06 | 1.80%  | 5,000             | AAA            | 98.78        | 4,939                | 0.3%                       | 4,991              | 0.3%                     | -52                          | -1.0%                          | 1.90% | FRE  |
| 3136F5MK4                           | FNMA NTS           | 04/20/06 | 1.80%  | 5,000             | AAA            | 98.78        | 4,939                | 0.3%                       | 4,995              | 0.3%                     | -55                          | -1.1%                          | 1.86% | FRE  |
| 3136F5MK4                           | FNMA NTS           | 04/20/06 | 1.80%  | 5,000             | AAA            | 98.78        | 4,939                | 0.3%                       | 4,983              | 0.3%                     | -44                          | -0.9%                          | 1.98% | FRE  |
| 3136F5MY4                           | FNMA NTS           | 04/20/06 | 2.00%  | 5,000             | AAA            | 99.09        | 4,955                | 0.3%                       | 5,000              | 0.3%                     | -45                          | -0.9%                          | 2.00% | FRE  |
| 3136F5MY4                           | FNMA NTS           | 04/20/06 | 2.00%  | 5,000             | AAA            | 99.09        | 4,955                | 0.3%                       | 5,000              | 0.3%                     | -45                          | -0.9%                          | 2.00% | FRE  |
| 31339YHA3                           | FHLB BDS           | 04/24/06 | 2.09%  | 2,600             | AAA            | 99.13        | 2,577                | 0.2%                       | 2,597              | 0.2%                     | -20                          | -0.8%                          | 2.12% | FRE  |
| 3128X27A7                           | FHLMC MTN          | 04/28/06 | 2.32%  | 5,000             | AAA            | 99.51        | 4,976                | 0.3%                       | 5,000              | 0.3%                     | -24                          | -0.5%                          | 2.32% | FRE  |
| 128X3BU6                            | FHLMC MTN NTS      | 04/28/06 | 2.27%  | 5,000             | AAA            | 99.44        | 4,972                | 0.3%                       | 4,987              | 0.3%                     | -15                          | -0.3%                          | 2.40% | FRE  |
| 128X3BU6                            | FHLMC MTN NTS      | 04/28/06 | 2.27%  | 5,000             | AAA            | 99.44        | 4,972                | 0.3%                       | 4,988              | 0.3%                     | -16                          | -0.3%                          | 2.39% | FRE  |
| 128X3BU6                            | FHLMC MTN NTS      | 04/28/06 | 2.27%  | 5,000             | AAA            | 99.44        | 4,972                | 0.3%                       | 4,975              | 0.3%                     | -3                           | -0.1%                          | 2.53% | FRE  |
| 3133X65F7                           | FHLB BDS           | 04/28/06 | 2.35%  | 2,000             | AAA            | 99.53        | 1,991                | 0.1%                       | 2,000              | 0.1%                     | -9                           | -0.5%                          | 2.35% | FRE  |
| 3136F43J1                           | FNMA NTS           | 04/28/06 | 2.35%  | 5,000             | AAA            | 99.59        | 4,980                | 0.3%                       | 5,000              | 0.3%                     | -20                          | -0.4%                          | 2.35% | FRE  |
| 128X3FB4                            | FHLMC NTS          | 05/03/06 | 2.53%  | 5,000             | AAA            | 99.81        | 4,991                | 0.3%                       | 4,986              | 0.3%                     | 4                            | 0.1%                           | 2.69% | FRE  |
| 3136F5UX7                           | FNMA NTS           | 05/03/06 | 2.35%  | 5,000             | AAA            | 99.59        | 4,980                | 0.3%                       | 4,980              | 0.3%                     | 0                            | 0.0%                           | 2.59% | FRE  |
| 128X1AF4                            | FHLMC MTN          | 05/05/06 | 2.75%  | 5,000             | AAA            | 100.05       | 5,003                | 0.3%                       | 5,008              | 0.3%                     | -5                           | -0.1%                          | 2.67% | FRE  |
| 3128X1AF4                           | FHLMC MTN          | 05/05/06 | 2.75%  | 6,000             | AAA            | 100.05       | 5,003                | 0.3%                       | 4,992              | 0.3%                     | 11                           | 0.2%                           | 2.85% | FRE  |
| 3136F44B7                           | FNMA NTS           | 05/05/06 | 2.21%  | 4,550             | AAA            | 99.38        | 4,522                | 0.3%                       | 4,549              | 0.3%                     | -27                          | -0.6%                          | 2.22% | FRE  |
| 3133X6GY6                           | FHLB BDS           | 05/10/06 | 2.27%  | 5,000             | AAA            | 99.38        | 4,969                | 0.3%                       | 5,000              | 0.3%                     | -31                          | -0.6%                          | 2.27% | FRE  |
| 136F5SP7                            | FNMA BDS           | 05/10/06 | 2.50%  | 1,861             | AAA            | 99.78        | 1,857                | 0.1%                       | 1,861              | 0.1%                     | 0                            | 0.0%                           | 2.62% | FRE  |
| 133X6FR2                            | FHLB BDS           | 05/11/06 | 2.38%  | 5,000             | AAA            | 99.53        | 4,977                | 0.3%                       | 5,000              | 0.3%                     | -23                          | -0.5%                          | 2.38% | FRE  |
| 128X3DM2                            | FHLMC MTN NTS      | 05/12/06 | 2.74%  | 5,000             | AAA            | 100.06       | 5,003                | 0.3%                       | 5,000              | 0.3%                     | 3                            | 0.1%                           | 2.74% | FRE  |
| 3128X15Q6                           | FHLMC NTS MTN      | 05/19/06 | 2.63%  | 5,000             | AAA            | 99.46        | 4,973                | 0.3%                       | 4,995              | 0.3%                     | -22                          | -0.4%                          | 2.67% | FRE  |
| 3128X1CU9                           | FHLMC MTN          | 05/19/06 | 2.38%  | 5,000             | AAA            | 99.54        | 4,977                | 0.3%                       | 5,009              | 0.3%                     | -32                          | -0.6%                          | 2.29% | FRE  |
| 3128X3EM1                           | FHLMC MTN NTS      | 05/19/06 | 2.80%  | 5,000             | AAA            | 100.08       | 5,004                | 0.3%                       | 5,000              | 0.3%                     | 4                            | 0.1%                           | 2.80% | FRE  |
| 3128X3HH9                           | FHLMC MTN1         | 05/26/06 | 3.00%  | 5,000             | AAA            | 100.40       | 5,020                | 0.3%                       | 5,000              | 0.3%                     | 20                           | 0.4%                           | 3.00% | FRE  |
| 133MYW52                            | FHLB BDS SER 7906  | 05/26/06 | 2.28%  | 5,000             | AAA            | 99.34        | 4,967                | 0.3%                       | 4,968              | 0.3%                     | -2                           | 0.0%                           | 2.52% | FRE  |
| 1339X2L7                            | FHLB               | 06/12/06 | 2.38%  | 5,000             | AAA            | 99.44        | 4,972                | 0.3%                       | 4,986              | 0.3%                     | -14                          | -0.3%                          | 2.50% | FRE  |
| 3133MYZF7                           | FHLB               | 06/12/06 | 2.38%  | 5,000             | AAA            | 99.44        | 4,972                | 0.3%                       | 4,997              | 0.3%                     | -25                          | -0.5%                          | 2.40% | FRE  |
| 3133MYZF7                           | FHLB               | 06/12/06 | 2.38%  | 5,000             | AAA            | 99.44        | 4,972                | 0.3%                       | 4,992              | 0.3%                     | -20                          | -0.4%                          | 2.44% | FRE  |
| 3136F5ED9                           | FNMA NTS           | 06/15/06 | 2.13%  | 8,000             | AAA            | 99.06        | 7,925                | 0.5%                       | 8,011              | 0.5%                     | -86                          | -1.1%                          | 2.06% | FRE  |
| 128X1HQ3                            | FHLMC MTN          | 06/16/06 | 2.10%  | 5,000             | AAA            | 99.00        | 4,950                | 0.3%                       | 5,000              | 0.3%                     | -50                          | -1.0%                          | 2.10% | FRE  |
| 128X2F83                            | FHLMC NTS          | 06/16/06 | 2.21%  | 3,000             | AAA            | 99.18        | 2,975                | 0.2%                       | 2,969              | 0.2%                     | 7                            | 0.2%                           | 2.79% | FRE  |
| 3133X4HD6                           | FHLB BDS           | 06/16/06 | 2.23%  | 2,520             | AAA            | 99.19        | 2,500                | 0.2%                       | 2,519              | 0.2%                     | -19                          | -0.8%                          | 2.25% | FRI  |
| 3133X7Y67                           | FHLB BDS           | 06/26/06 | 2.94%  | 3,700             | AAA            | 99.91        | 3,697                | 0.2%                       | 3,700              | 0.2%                     | -3                           | -0.1%                          | 2.94% | FRI  |
| 3136F4H49                           | FNMA NTS           | 06/29/06 | 2.68%  | 5,000             | AAA            | 99.94        | 4,997                | 0.3%                       | 4,995              | 0.3%                     | 2                            | 0.0%                           | 2.73% | FRI  |
| 133X5KX6                            | FHLB BDS           | 06/30/06 | 2.07%  | 5,000             | AAA            | 98.84        | 4,942                | 0.3%                       | 5,000              | 0.3%                     | -58                          | -1.2%                          | 2.07% | FRI  |
| 31359MVW0                           | FNMA NTS           | 06/30/06 | 3.15%  | 5,000             | AAA            | 100.19       | 5,009                | 0.3%                       | 5,000              | 0.3%                     | 9                            | 0.2%                           | 3.15% | FRI  |
| 3136F3H90                           | FNMA NTS           | 06/30/06 | 2.00%  | 6,950             | AAA            | 98.81        | 6,868                | 0.4%                       | 6,949              | 0.4%                     | -81                          | -1.2%                          | 2.01% | FRI  |
| 31331TVV3                           | FFCB               | 07/17/06 | 2.13%  | 2,000             | AAA            | 98.88        | 1,978                | 0.1%                       | 1,996              | 0.1%                     | -19                          | -0.9%                          | 2.21% | W    |
| 3133X6L63                           | FHLB BDS           | 07/21/06 | 2.00%  | 5,000             | AAA            | 98.66        | 4,933                | 0.3%                       | 5,000              | 0.3%                     | -67                          | -1.3%                          | 2.00% | FRI  |
| 133X5LX4                            | FHLB BDS           | 07/21/06 | 2.14%  | 6,000             | AAA            | 98.88        |                      |                            |                    |                          |                              |                                |       |      |

# County of Fresno Treasury Investment Pool

as of September 30, 2004

## Holdings Report by Investment Type

| Cuslp                               | Issuer            | Maturity | Coupon | Par Value (\$000) | Moody's Rating | Market Price | Market Value (\$000) | Percent Portfolio (Market) | Cost Value (\$000) | Percent Portfolio (Cost) | Unrealized Gain/Loss (\$000) | Unrealized Gain/Loss (Percent) | Yield | Ma  |
|-------------------------------------|-------------------|----------|--------|-------------------|----------------|--------------|----------------------|----------------------------|--------------------|--------------------------|------------------------------|--------------------------------|-------|-----|
| <b>b) US AGENCY (8.2) continued</b> |                   |          |        |                   |                |              |                      |                            |                    |                          |                              |                                |       |     |
| 3133X0CG2                           | FHLB BDS          | 08/11/06 | 2.40%  | 5,000             | AAA            | 99.25        | 4,963                | 0.3%                       | 4,965              | 0.3%                     | -23                          | -0.5%                          | 2.50% | FRE |
| 31359MSV6                           | FNMA NTS          | 08/11/06 | 2.75%  | 5,000             | AAA            | 100.03       | 5,002                | 0.3%                       | 4,965              | 0.3%                     | 16                           | 0.3%                           | 2.86% | FRE |
| 31339YY97                           | FHLB BDS          | 08/14/06 | 2.50%  | 4,000             | AAA            | 99.44        | 3,978                | 0.3%                       | 3,990              | 0.2%                     | -12                          | -0.3%                          | 2.60% | FRE |
| 3136F47B4                           | FNMA NTS S/U      | 08/17/06 | 2.25%  | 13,000            | AAA            | 98.47        | 12,601               | 0.8%                       | 13,045             | 0.8%                     | -244                         | -1.9%                          | 2.10% | FRE |
| 31331QR90                           | FFCB              | 08/18/06 | 2.35%  | 5,000             | AAA            | 99.13        | 4,956                | 0.3%                       | 5,000              | 0.3%                     | -44                          | -0.9%                          | 2.35% | FRE |
| 3136F34H6                           | FNMA              | 08/18/06 | 2.61%  | 5,000             | AAA            | 99.72        | 4,966                | 0.3%                       | 5,000              | 0.3%                     | -14                          | -0.3%                          | 2.61% | FRE |
| 3136F34H6                           | FNMA              | 08/18/06 | 2.61%  | 5,000             | AAA            | 99.72        | 4,966                | 0.3%                       | 4,947              | 0.3%                     | 39                           | 0.8%                           | 3.00% | FRE |
| 3133X06Y0                           | FHLB BDS          | 08/21/06 | 2.70%  | 5,000             | AAA            | 99.75        | 4,988                | 0.3%                       | 5,000              | 0.3%                     | -13                          | -0.3%                          | 2.70% | FRE |
| 31331QWK9                           | FFCB              | 09/01/06 | 2.25%  | 5,000             | AAA            | 98.91        | 4,845                | 0.3%                       | 4,953              | 0.3%                     | -8                           | -0.2%                          | 2.75% | FRE |
| 31331QWK9                           | FFCB              | 09/01/06 | 2.25%  | 2,000             | AAA            | 98.91        | 1,978                | 0.1%                       | 1,999              | 0.1%                     | -21                          | -1.1%                          | 2.26% | W   |
| 3136F6AX7                           | FNMA NTS          | 09/07/06 | 4.00%  | 5,000             | AAA            | 100.75       | 5,038                | 0.3%                       | 5,051              | 0.3%                     | -13                          | -0.3%                          | 3.47% | FRE |
| 3133X2FF7                           | FHLB BDS          | 09/08/06 | 3.02%  | 4,250             | AAA            | 100.34       | 4,265                | 0.3%                       | 4,260              | 0.3%                     | 15                           | 0.3%                           | 3.02% | FRE |
| 3136F6BG3                           | FNMA NTS          | 09/14/06 | 3.00%  | 5,917             | AAA            | 100.13       | 5,924                | 0.4%                       | 5,917              | 0.4%                     | 7                            | 0.1%                           | 3.00% | FRE |
| 3133X14N4                           | FHLB BDS          | 09/15/06 | 2.88%  | 5,000             | AAA            | 100.19       | 5,009                | 0.3%                       | 4,990              | 0.3%                     | 19                           | 0.4%                           | 2.97% | FRE |
| 3133X14N4                           | FHLB              | 09/15/06 | 2.88%  | 1,800             | AAA            | 100.19       | 1,803                | 0.1%                       | 1,806              | 0.1%                     | -2                           | -0.1%                          | 2.72% | W   |
| 31359MVK5                           | FNMA NTS          | 09/28/06 | 2.81%  | 5,000             | AAA            | 99.81        | 4,991                | 0.3%                       | 4,987              | 0.3%                     | 4                            | 0.1%                           | 2.94% | FRE |
| 3133X53K2                           | FHLB BDS          | 09/29/06 | 2.30%  | 4,965             | AAA            | 98.88        | 4,909                | 0.3%                       | 4,965              | 0.3%                     | -56                          | -1.1%                          | 2.30% | FRE |
| 3133X5PA0                           | FHLB BDS          | 09/29/06 | 2.06%  | 5,000             | AAA            | 98.44        | 4,922                | 0.3%                       | 5,000              | 0.3%                     | -78                          | -1.6%                          | 2.06% | FRI |
| 31331Q2T3                           | FFCB BDS          | 10/03/06 | 2.20%  | 5,000             | AAA            | 98.69        | 4,934                | 0.3%                       | 5,000              | 0.3%                     | -66                          | -1.3%                          | 2.20% | FRI |
| 31331TDY4                           | FFCB              | 10/04/06 | 3.20%  | 5,000             | AAA            | 100.00       | 5,000                | 0.3%                       | 5,000              | 0.3%                     | 0                            | 0.0%                           | 3.20% | FRI |
| 3133X1JJ7                           | FHLB BDS WV06     | 10/20/06 | 2.75%  | 4,980             | AAA            | 99.03        | 4,912                | 0.3%                       | 4,960              | 0.3%                     | -48                          | -1.0%                          | 2.75% | FRI |
| 3136F52R1                           | FNMA NTS          | 10/26/06 | 3.20%  | 5,000             | AAA            | 99.97        | 4,999                | 0.3%                       | 4,999              | 0.3%                     | -1                           | 0.0%                           | 3.21% | FRI |
| 3136F52R1                           | FNMA NTS          | 10/26/06 | 3.20%  | 5,000             | AAA            | 99.97        | 4,998                | 0.3%                       | 5,000              | 0.3%                     | -2                           | 0.0%                           | 3.20% | FRI |
| 3128X15E3                           | FHLMC NT          | 10/27/06 | 3.00%  | 1,200             | AAA            | 100.06       | 1,201                | 0.1%                       | 1,200              | 0.1%                     | 1                            | 0.1%                           | 3.00% | FRI |
| 3133X66C5                           | FHLB BDS          | 10/30/06 | 2.76%  | 5,000             | AAA            | 99.72        | 4,986                | 0.3%                       | 5,000              | 0.3%                     | -14                          | -0.3%                          | 2.76% | FRI |
| 3133X7WC4                           | FHLB BDS          | 11/03/06 | 3.10%  | 5,000             | AAA            | 99.88        | 4,994                | 0.3%                       | 5,000              | 0.3%                     | -6                           | -0.1%                          | 3.10% | FRI |
| 31315PHN2                           | FAMC MTN          | 11/10/06 | 2.80%  | 9,000             | AAA            | 99.46        | 8,952                | 0.6%                       | 8,959              | 0.6%                     | -8                           | -0.1%                          | 2.96% | FRI |
| 3133X73Z5                           | FHLB BDS          | 11/13/06 | 3.16%  | 5,000             | AAA            | 100.09       | 5,005                | 0.3%                       | 5,000              | 0.3%                     | 5                            | 0.1%                           | 3.16% | FRI |
| 31359MTN3                           | FNMA              | 11/15/06 | 2.63%  | 5,000             | AAA            | 99.53        | 498                  | 0.0%                       | 504                | 0.0%                     | -6                           | -1.2%                          | 2.35% | W   |
| 31359MTN3                           | FNMA              | 11/15/06 | 2.63%  | 400               | AAA            | 99.53        | 398                  | 0.0%                       | 403                | 0.0%                     | -5                           | -1.2%                          | 2.37% | W   |
| 31359MTN3                           | FNMA              | 11/15/06 | 2.63%  | 500               | AAA            | 99.53        | 498                  | 0.0%                       | 503                | 0.0%                     | -6                           | -1.1%                          | 2.38% | W   |
| 3133X6TL0                           | FHLB BDS          | 11/17/06 | 3.00%  | 5,000             | AAA            | 100.09       | 5,005                | 0.3%                       | 5,000              | 0.3%                     | 5                            | 0.1%                           | 3.00% | FRI |
| 3133X6ZK5                           | FHLB BDS          | 11/29/06 | 3.10%  | 5,000             | AAA            | 100.09       | 5,005                | 0.3%                       | 5,000              | 0.3%                     | 5                            | 0.1%                           | 3.10% | FRI |
| 3136F4B45                           | FNMA NTS          | 12/12/06 | 3.30%  | 5,000             | AAA            | 99.69        | 4,984                | 0.3%                       | 4,995              | 0.3%                     | -11                          | -0.2%                          | 3.33% | FRI |
| 3128X1LD7                           | FHLMC MTN         | 12/28/06 | 2.25%  | 5,000             | AAA            | 98.57        | 4,929                | 0.3%                       | 5,000              | 0.3%                     | -72                          | -1.4%                          | 2.25% | FRI |
| 31339XP32                           | FHLB              | 12/28/06 | 2.32%  | 5,000             | AAA            | 98.63        | 4,931                | 0.3%                       | 5,000              | 0.3%                     | -69                          | -1.4%                          | 2.32% | FRI |
| 3136F5R45                           | FNMA NTS          | 12/28/06 | 3.60%  | 5,000             | AAA            | 100.31       | 5,016                | 0.3%                       | 5,000              | 0.3%                     | 16                           | 0.3%                           | 3.60% | FRI |
| 3136F4F58                           | FNMA NTS          | 12/29/06 | 3.13%  | 5,000             | AAA            | 100.19       | 5,009                | 0.3%                       | 4,972              | 0.3%                     | 38                           | 0.8%                           | 3.35% | FRI |
| 31359MTX1                           | FNMA              | 01/19/07 | 2.63%  | 1,100             | AAA            | 99.03        | 1,089                | 0.1%                       | 1,098              | 0.1%                     | -9                           | -0.8%                          | 2.68% | V   |
| 3136F4T53                           | FNMA NTS          | 01/19/07 | 3.16%  | 5,000             | AAA            | 100.19       | 5,009                | 0.3%                       | 5,000              | 0.3%                     | 9                            | 0.2%                           | 3.16% | FRI |
| 3133X3FD0                           | FHLB BDS SER 8S07 | 01/26/07 | 2.95%  | 5,000             | AAA            | 99.28        | 4,964                | 0.3%                       | 4,977              | 0.3%                     | -13                          | -0.3%                          | 3.16% | FRI |
| 3128X3BK8                           | FHLMC MTN NTS     | 01/29/07 | 2.85%  | 5,000             | AAA            | 99.77        | 4,988                | 0.3%                       | 5,000              | 0.3%                     | -12                          | -0.2%                          | 2.85% | FRI |
| 3136F43Q5                           | FNMA S/U          | 02/09/07 | 2.00%  | 5,000             | AAA            | 99.78        | 4,989                | 0.3%                       | 4,984              | 0.3%                     | 5                            | 0.1%                           | 2.11% | FRI |
| 3133X3KF9                           | FHLB BDS          | 02/13/07 | 2.85%  | 5,000             | AAA            | 99.59        | 4,980                | 0.3%                       | 4,979              | 0.3%                     | 1                            | 0.0%                           | 3.00% | FRI |
| 3133MLRJ6                           | FHLB BD           | 02/16/07 | 4.88%  | 300               | AAA            | 104.09       | 312                  | 0.0%                       | 311                | 0.0%                     | 1                            | 0.5%                           | 3.99% | FRI |
| 3133MLRJ6                           | FHLB BD           | 02/15/07 | 4.88%  | 200               | AAA            | 104.09       | 208                  | 0.0%                       | 211                | 0.0%                     | -2                           | -1.1%                          | 3.59% | FRI |
| 3133MLRJ6                           | FHLB BD           | 02/15/07 | 4.88%  | 800               | AAA            | 104.09       | 833                  | 0.1%                       | 861                | 0.1%                     | -28                          | -3.3%                          | 2.77% | FRI |
| 3133X06R5                           | FHLB              | 02/20/07 | 3.00%  | 5,000             | AAA            | 99.88        | 4,994                | 0.3%                       | 4,969              | 0.3%                     | 34                           | 0.7%                           | 3.26% | FR  |
| 3136F6BM0                           | FNMA NTS          | 02/28/07 | 3.15%  | 5,000             | AAA            | 100.09       | 5,005                | 0.3%                       | 5,000              | 0.3%                     | 5                            | 0.1%                           | 3.15% | FR  |
| 3136F6BM0                           | FNMA NTS          | 02/28/07 | 3.15%  | 5,000             | AAA            | 100.09       | 5,005                | 0.3%                       | 5,000              | 0.3%                     | 5                            | 0.1%                           | 3.15% | FR  |
| 3133X4B34                           | FHLB BDS S/U      | 03/02/07 | 2.00%  | 5,000             | AAA            | 99.84        | 4,992                | 0.3%                       | 4,993              | 0.3%                     | 0                            | 0.0%                           | 2.05% | FR  |
| 3134A4NW0                           | FHLMC             | 03/15/07 | 4.88%  | 720               | AAA            | 104.47       | 752                  | 0.0%                       | 769                | 0.0%                     | -17                          | -2.1%                          | 3.12% | FR  |
| 3134A4NW0                           | FHLMC             | 03/15/07 | 4.88%  | 950               | AAA            | 104.47       | 992                  | 0.1%                       | 1,021              | 0.1%                     | -28                          | -2.8%                          | 2.92% | FR  |
| 3133X5P38                           | FHLB BDS          | 03/28/07 | 2.55%  | 5,000             | AAA            | 98.78        | 4,939                | 0.3%                       | 5,000              | 0.3%                     | -61                          | -1.0%                          | 2.55% | FR  |
| 31339XP40                           | FHLB              | 03/30/07 | 2.45%  | 5,700             | AAA            | 98.59        | 5,620                | 0.4%                       | 5,696              | 0.4%                     | -77                          | -1.3%                          | 2.47% | FR  |
| 3133X5PQ5                           | FHLB BDS          | 03/30/07 | 2.50%  | 5,000             | AAA            | 98.66        | 4,933                | 0.3%                       | 5,000              | 0.3%                     | -67                          | -1.3%                          | 2.50% | FR  |
| 3133X65Z5                           | FHLB BDS          | 04/30/07 | 3.10%  | 4,355             | AAA            | 99.94        | 4,352                | 0.3%                       | 4,355              | 0.3%                     | -3                           | -0.1%                          | 3.10% | FR  |
| 3136F5VJ7                           | FNMA NTS          | 05/11/07 | 3.50%  | 5,000             | AAA            | 100.13       | 5,006                | 0.3%                       | 5,000              | 0.3%                     | 6                            | 0.1%                           | 3.50% | FR  |
| 3133MNPQ8                           | FHLB              | 05/15/07 | 4.88%  | 300               | AAA            | 104.47       | 313                  | 0.0%                       | 309                | 0.0%                     | 4                            | 1.4%                           | 4.17% | FR  |
| 3133MNPQ8                           | FHLB              | 05/15/07 | 4.88%  | 200               | AAA            | 104.47       | 209                  | 0.0%                       | 210                | 0.0%                     | -1                           | -0.6%                          | 3.69% | FR  |
| 3133MNPQ8                           | FHLB              | 05/15/07 | 4.88%  | 1,500             | AAA            | 104.47       | 1,587                | 0.1%                       | 1,591              | 0.1%                     | -24                          | -1.5%                          | 3.39% | V   |
| 3134A4UR3                           | FHLMC             | 05/15/07 | 2.88%  | 2,750             | AAA            | 99.63        | 2,740                | 0.2%                       | 2,704              | 0.2%                     | 36                           | 1.3%                           | 3.48% | V   |
| 3134A4UR3                           | FHLMC             | 05/15/07 | 2.88%  | 1,000             | AAA            | 99.63        | 996                  | 0.1%                       | 981                | 0.1%                     | 15                           | 1.6%                           | 3.58% | V   |
| 3133X7BE3                           | FHLB BDS          | 06/07/07 | 3.90%  | 3,000             | AAA            | 100.28       | 3,008                | 0.2%                       | 3,011              | 0.2%                     | -3                           | -0.1%                          | 3.75% | FR  |
| 31339XQQ0                           | FHLB BDS          | 06/19/07 | 2.50%  | 5,000             | AAA            | 98.41        | 4,920                | 0.3%                       | 5,000              | 0.3%                     | -80                          | -1.6%                          | 2.50% | FR  |
| 31331SAE3                           | FFCB BDS          | 06/21/07 | 3.28%  | 5,035             | AAA            | 100.09       | 5,040                | 0.3%                       | 5,033              | 0.3%                     | 6                            | 0.1%                           | 3.29% | FR  |
| 31282UZE0                           | FGLMC #M90741     | 07/01/07 | 5.00%  | 789               | AAA            | 102.41       | 808                  | 0.1%                       | 807                | 0.1%                     | 1                            | 0.1%                           | 4.47% | FR  |
| 3133X55Q7                           | FHLB BDS          | 07/08/07 | 2.78%  | 3,405             | AAA            | 99.03        | 3,372                | 0.2%                       | 3,403              | 0.2%                     | -31                          | -0.9%                          | 2.80% | FR  |
| 3136F3Q82                           | FNMA              | 07/16/07 | 2.50%  | 5,000             | AAA            | 98.34        | 4,917                | 0.3%                       | 4,992              | 0.3%                     | -75                          | -1.5%                          | 2.54% | FR  |
| 3136F3Q82                           | FNMA              | 07/16/07 | 2.50%  | 5,000             | AAA            | 98.34        | 4,917                | 0.3%                       | 4,981              | 0.3%                     | -64                          | -1.3%                          | 2.60% | FR  |
| 3136F4X82                           | FNMA NTS          | 07/30/07 | 3.30%  | 5,000             | AAA            | 100.09       | 5,005                | 0.3%                       | 5,000              | 0.3%                     | 5                            | 0.1%                           | 3.30% | FR  |
| 31282UZL4                           | FGLMC #M90747     | 08/01/07 | 5.50%  | 343               | AAA            | 102.73       | 352                  | 0.0%                       | 355                | 0.0%                     | -3                           | -0.8%                          | 4.68% | FR  |
| 3133X03K3                           | FHLB BDS          | 08/13/07 | 3.00%  | 5,000             | AAA            | 99.47        | 4,973                | 0.3%                       | 5,000              | 0.3%                     | -27                          | -0.5%                          | 3.00% | FR  |
| 31359MWB5                           | FNMA              | 08/15/07 | 3.00%  | 1,000             | AAA            | 99.56        | 996                  | 0.1%                       | 1,000              | 0.1%                     | -5                           | -0.5%                          | 2.99% | V   |
| 31359MWB5                           | FNMA              | 08/15/07 | 3.00%  | 1,600             | AAA            | 99.56        | 1,593                | 0.1%                       | 1,594              | 0.1%                     | -1                           | -0.1%                          | 3.13% | V   |
| 31282UZU4                           | FGLMC #M90755     | 09/01/07 | 5.50%  | 946               | AAA            | 102.73       | 972                  | 0.1%                       | 982                | 0.1%                     | -10                          | -1.0%                          | 4.60% | FR  |
| 3133X82V3                           | FHLB              | 09/14/07 | 3.38%  | 1,500             | AAA            | 100.55       | 1,508                | 0.1%                       | 1,511              |                          |                              |                                |       |     |

# County of Fresno Treasury Investment Pool

as of September 30, 2004

## Holdings Report by Investment Type

| Cus/Ip                               | Issuer                  | Maturity | Coupon | Par Value (\$000) | Moody's Rating | Market Price | Market Value (\$000) | Percent Portfolio (Market) | Cost Value (\$000) | Percent Portfolio (Cost) | Unrealized Gain/Loss (\$000) | Unrealized Gain/Loss (Percent) | Yield | Mana |
|--------------------------------------|-------------------------|----------|--------|-------------------|----------------|--------------|----------------------|----------------------------|--------------------|--------------------------|------------------------------|--------------------------------|-------|------|
| <b>b) US AGENCY (8.2) continued</b>  |                         |          |        |                   |                |              |                      |                            |                    |                          |                              |                                |       |      |
| 1359MPZ0                             | FNMA                    | 11/15/07 | 3.25%  | 500               | AAA            | 100.00       | 500                  | 0.0%                       | 505                | 0.0%                     | -5                           | -1.0%                          | 3.03% | S    |
| 31339XYZ1                            | FHLB BDS JL07           | 12/26/07 | 2.50%  | 5,000             | AAA            | 97.59        | 4,880                | 0.3%                       | 4,890              | 0.3%                     | -110                         | -2.2%                          | 2.55% | FRES |
| 31400J5Z8                            | FNMA #689454            | 01/01/08 | 7.00%  | 368               | AAA            | 104.23       | 384                  | 0.0%                       | 393                | 0.0%                     | -9                           | -2.3%                          | 5.41% | S    |
| 3133MXFT1                            | FHLB                    | 03/14/08 | 2.75%  | 750               | AAA            | 98.25        | 737                  | 0.0%                       | 761                | 0.0%                     | -24                          | -3.2%                          | 2.41% | S    |
| 133MXFT1                             | FHLB                    | 03/14/08 | 2.75%  | 1,250             | AAA            | 98.25        | 1,228                | 0.1%                       | 1,209              | 0.1%                     | 19                           | 1.5%                           | 3.52% | S    |
| 133X75L4                             | FHLB BDS                | 05/19/08 | 4.10%  | 5,000             | AAA            | 101.09       | 5,055                | 0.3%                       | 5,000              | 0.3%                     | 55                           | 1.1%                           | 4.10% | FRES |
| 128X1EB9                             | FHLB                    | 06/04/08 | 3.25%  | 5,000             | AAA            | 99.53        | 4,977                | 0.3%                       | 5,000              | 0.3%                     | -23                          | -0.5%                          | 3.25% | FRES |
| 31339XP73                            | FHLB                    | 06/30/08 | 2.13%  | 5,000             | AAA            | 99.75        | 4,988                | 0.3%                       | 5,000              | 0.3%                     | -13                          | -0.3%                          | 2.13% | FRES |
| 31339XQ56                            | FHLB                    | 06/30/08 | 3.00%  | 1,350             | AAA            | 98.47        | 1,329                | 0.1%                       | 1,349              | 0.1%                     | -19                          | -1.4%                          | 3.02% | FRES |
| 1339XQN7                             | FHLB S/U                | 07/02/08 | 2.00%  | 5,000             | AAA            | 99.44        | 4,972                | 0.3%                       | 5,000              | 0.3%                     | -28                          | -0.6%                          | 2.00% | FRES |
| 128X1QD2                             | FHLMC MTN1              | 07/09/08 | 3.00%  | 5,000             | AAA            | 98.50        | 4,925                | 0.3%                       | 5,000              | 0.3%                     | -75                          | -1.5%                          | 3.00% | FRES |
| 128X1QD2                             | FHLMC MTN1              | 07/09/08 | 3.00%  | 5,000             | AAA            | 98.50        | 4,925                | 0.3%                       | 5,000              | 0.3%                     | -75                          | -1.5%                          | 3.00% | FRES |
| 31339YAQ5                            | FHLB BDS                | 07/16/08 | 3.08%  | 5,000             | AAA            | 98.66        | 4,933                | 0.3%                       | 4,992              | 0.3%                     | -59                          | -1.2%                          | 3.11% | FRES |
| 31339YDR0                            | FHLB BDS                | 07/22/08 | 3.05%  | 5,000             | AAA            | 98.53        | 4,927                | 0.3%                       | 5,000              | 0.3%                     | -73                          | -1.5%                          | 3.05% | FRES |
| 3133X06D6                            | FHLB                    | 08/11/08 | 3.80%  | 1,818             | AAA            | 100.03       | 1,819                | 0.1%                       | 1,818              | 0.1%                     | 1                            | 0.0%                           | 3.80% | FRES |
| 1359MSQ7                             | FNMA NTS                | 08/15/08 | 3.25%  | 10,000            | AAA            | 99.16        | 9,916                | 0.6%                       | 9,668              | 0.6%                     | 248                          | 2.6%                           | 4.00% | FRES |
| 1331T4S7                             | FFCB BDS                | 08/18/08 | 3.99%  | 5,000             | AAA            | 100.25       | 5,013                | 0.3%                       | 4,998              | 0.3%                     | 14                           | 0.3%                           | 4.00% | FRES |
| 128X2BR5                             | FHLMC MTN               | 11/25/08 | 4.00%  | 5,000             | AAA            | 100.87       | 5,043                | 0.3%                       | 4,975              | 0.3%                     | 66                           | 1.4%                           | 4.11% | FRES |
| 3136F43F9                            | FNMA NTS                | 01/30/09 | 4.00%  | 5,000             | AAA            | 100.03       | 5,002                | 0.3%                       | 5,000              | 0.3%                     | 2                            | 0.0%                           | 4.00% | FRES |
| 3136F43X0                            | FNMA BDS                | 02/19/09 | 4.00%  | 5,000             | AAA            | 100.03       | 5,002                | 0.3%                       | 5,000              | 0.3%                     | 2                            | 0.0%                           | 4.00% | FRES |
| 133X44B4                             | FHLB BDS S/U            | 02/25/09 | 2.10%  | 2,400             | AAA            | 99.97        | 2,389                | 0.2%                       | 2,400              | 0.2%                     | -1                           | 0.0%                           | 2.10% | FRES |
|                                      |                         | 05/25/06 | 2.23%  | 1,107,353         | AAA            | 99.60        | 1,102,944            | 69.6%                      | 1,107,600          | 69.3%                    | -4,656                       | -0.4%                          | 2.38% |      |
| <b>g) COMMERCIAL PAPER (8.4)</b>     |                         |          |        |                   |                |              |                      |                            |                    |                          |                              |                                |       |      |
| 17307JK43                            | CITIGROUP GBL MKTS DC/P | 10/04/04 | NA     | 10,000            | P-1            | 99.99        | 9,999                | 0.6%                       | 9,964              | 0.6%                     | 34                           | 0.3%                           | 1.50% | FRES |
| 17307JK50                            | CITIGROUP GBL MKTS DC/P | 10/05/04 | NA     | 10,000            | P-1            | 99.98        | 9,998                | 0.6%                       | 9,990              | 0.6%                     | 8                            | 0.1%                           | 1.70% | FRES |
| 7307JK50                             | CITIGROUP GBL MKTS DC/P | 10/05/04 | NA     | 5,000             | P-1            | 99.98        | 4,999                | 0.3%                       | 4,982              | 0.3%                     | 17                           | 0.3%                           | 1.50% | FRES |
| 17307JKC5                            | CITIGROUP GBL MKTS DC/P | 10/12/04 | NA     | 10,000            | P-1            | 99.95        | 9,995                | 0.6%                       | 9,988              | 0.6%                     | 7                            | 0.1%                           | 1.76% | FRES |
| 17307JKD3                            | CITIGROUP GBL MKTS DC/P | 10/13/04 | NA     | 10,000            | P-1            | 99.94        | 9,994                | 0.6%                       | 9,990              | 0.6%                     | 4                            | 0.0%                           | 1.79% | FRES |
| 61745AKD0                            | MORGAN STANLEY DC/P     | 10/13/04 | NA     | 10,000            | P-1            | 99.94        | 9,994                | 0.6%                       | 9,992              | 0.6%                     | 2                            | 0.0%                           | 1.81% | FRES |
| 61745AKM0                            | MORGAN STANLEY DC/P     | 10/21/04 | NA     | 10,000            | P-1            | 99.90        | 9,990                | 0.6%                       | 9,986              | 0.6%                     | 5                            | 0.0%                           | 1.81% | FRES |
| 17389AKR3                            | BEAR STEARNS CO DC/P    | 10/25/04 | NA     | 10,000            | P-1            | 99.88        | 9,988                | 0.6%                       | 9,984              | 0.6%                     | 4                            | 0.0%                           | 1.81% | FRES |
|                                      |                         | 10/12/04 | NA     | 75,000            | P-1            | 99.94        | 74,957               | 4.7%                       | 74,876             | 4.7%                     | 81                           | 0.1%                           | 1.73% |      |
| <b>i) REPURCHASE AGREEMENT (8.7)</b> |                         |          |        |                   |                |              |                      |                            |                    |                          |                              |                                |       |      |
|                                      | MORGAN STANLEY REPO     | 10/01/04 | 1.85%  | 46,000            | NR             | 100.00       | 46,000               | 2.9%                       | 46,000             | 2.9%                     | 0                            | 0.0%                           | 1.85% | FRES |
|                                      | MORGAN STANLEY REPO     | 10/01/04 | 1.85%  | 300               | NR             | 100.00       | 300                  | 0.0%                       | 300                | 0.0%                     | 0                            | 0.0%                           | 1.85% | WE   |
|                                      |                         | 10/01/04 | 1.85%  | 46,300            | NR             | 100.00       | 46,300               | 2.9%                       | 46,300             | 2.9%                     | 0                            | 0.0%                           | 1.85% |      |
| <b>j) CORPORATE NOTE (8.8)</b>       |                         |          |        |                   |                |              |                      |                            |                    |                          |                              |                                |       |      |
| 173902BD9                            | BEAR STEARNS CO         | 10/01/04 | 6.63%  | 3,000             | A1             | 100.00       | 3,000                | 0.2%                       | 3,135              | 0.2%                     | -135                         | -4.3%                          | 1.35% | FRES |
| 159745BK0                            | INTL LEASE FIN MTN      | 12/15/04 | 8.38%  | 2,075             | A1             | 101.25       | 2,101                | 0.1%                       | 2,223              | 0.1%                     | -122                         | -5.5%                          | 1.55% | FRES |
| 124906CG3                            | LEHMAN BROS HLDGS       | 01/15/05 | 7.75%  | 5,000             | A1             | 101.54       | 5,077                | 0.3%                       | 5,300              | 0.3%                     | -223                         | -4.2%                          | 1.40% | FRES |
| 45974VYP7                            | INTL LEASE FIN MTN      | 01/18/05 | 4.75%  | 5,000             | A1             | 100.71       | 5,035                | 0.3%                       | 5,169              | 0.3%                     | -134                         | -2.6%                          | 1.52% | FRES |
| 45974VYP7                            | INTL LEASE FIN MTN      | 01/18/05 | 4.75%  | 5,000             | A1             | 100.71       | 5,035                | 0.3%                       | 5,165              | 0.3%                     | -131                         | -2.5%                          | 1.53% | FRES |
| 16962GXB5                            | GECC                    | 01/28/05 | 4.25%  | 3,675             | AAA            | 100.70       | 3,701                | 0.2%                       | 3,799              | 0.2%                     | -98                          | -2.6%                          | 1.57% | FRES |
| 146003FA2                            | ASSOC CORP NO AMER      | 02/15/05 | 7.75%  | 4,000             | AA1            | 101.94       | 4,077                | 0.3%                       | 4,292              | 0.3%                     | -214                         | -5.0%                          | 1.69% | FRES |
| 136585AD1                            | NATIONSBANK CORP        | 02/15/05 | 6.88%  | 5,275             | AA3            | 101.61       | 5,360                | 0.3%                       | 5,557              | 0.3%                     | -198                         | -3.6%                          | 1.33% | FRES |
| 441812GL2                            | HOUSEHOLD FIN CORP      | 05/09/05 | 8.00%  | 5,000             | A1             | 103.37       | 5,168                | 0.3%                       | 5,421              | 0.3%                     | -252                         | -4.7%                          | 1.95% | FRES |
| 046003JM2                            | ASSOC CORP MTN          | 05/16/05 | 6.20%  | 7,000             | AA1            | 102.33       | 7,163                | 0.5%                       | 7,384              | 0.5%                     | -221                         | -3.0%                          | 1.29% | FRES |
| 001392AA7                            | AIG SUNAMER             | 06/15/05 | 7.80%  | 5,000             | AAA            | 103.55       | 5,178                | 0.3%                       | 5,443              | 0.3%                     | -265                         | -4.9%                          | 1.87% | FRES |
| 001392AA7                            | AIG SUNAMER             | 06/15/05 | 7.80%  | 5,000             | AAA            | 103.55       | 5,178                | 0.3%                       | 5,446              | 0.3%                     | -268                         | -4.9%                          | 1.80% | FRES |
| 001392AA7                            | AIG SUNAMER             | 06/15/05 | 7.80%  | 5,000             | AAA            | 103.55       | 5,178                | 0.3%                       | 5,418              | 0.3%                     | -240                         | -4.4%                          | 2.02% | FRES |
| 146003FF1                            | ASSOC CORP MTN          | 06/15/05 | 6.63%  | 1,650             | AA1            | 102.77       | 1,696                | 0.1%                       | 1,769              | 0.1%                     | -74                          | -4.2%                          | 1.88% | FRES |
| 12557WDK4                            | CIT GROUP INC NOTZ      | 06/15/05 | 1.80%  | 5,500             | A2             | 99.42        | 5,468                | 0.3%                       | 5,500              | 0.3%                     | -32                          | -0.6%                          | 1.90% | FRES |
| 617448DW6                            | MORGAN ST DEAN WITTER   | 06/15/05 | 7.75%  | 2,000             | AA3            | 103.70       | 2,074                | 0.1%                       | 2,181              | 0.1%                     | -107                         | -4.9%                          | 1.86% | FRES |
| 617448DW6                            | MORGAN ST DEAN WITTER   | 06/15/05 | 7.75%  | 5,000             | AA3            | 103.70       | 5,185                | 0.3%                       | 5,422              | 0.3%                     | -237                         | -4.4%                          | 1.71% | FRES |
| 617448DW6                            | MORGAN ST DEAN WITTER   | 06/15/05 | 7.75%  | 5,000             | AA3            | 103.70       | 5,185                | 0.3%                       | 5,384              | 0.3%                     | -198                         | -3.7%                          | 1.34% | FRES |
| 617448DW6                            | MORGAN STANLEY          | 06/15/05 | 7.75%  | 25                | AA3            | 103.70       | 26                   | 0.0%                       | 27                 | 0.0%                     | -1                           | -4.4%                          | 1.62% | WE   |
| 617448DW6                            | MORGAN STANLEY          | 06/15/05 | 7.75%  | 450               | AA3            | 103.70       | 467                  | 0.0%                       | 488                | 0.0%                     | -22                          | -4.4%                          | 1.65% | WE   |
| 79549BGM7                            | SALOMON SMITH BARNEY    | 06/15/05 | 6.25%  | 5,000             | AA1            | 102.75       | 5,138                | 0.3%                       | 5,321              | 0.3%                     | -183                         | -3.4%                          | 1.76% | FRES |
| 172967BM2                            | CITIGROUP NT            | 06/30/05 | 4.13%  | 5,000             | AA1            | 101.27       | 5,064                | 0.3%                       | 5,179              | 0.3%                     | -115                         | -2.2%                          | 1.86% | FRES |
| 172967BM2                            | CITIGROUP NT            | 06/30/05 | 4.13%  | 5,000             | AA1            | 101.27       | 5,064                | 0.3%                       | 5,092              | 0.3%                     | -28                          | -0.6%                          | 2.19% | FRES |
| 18442FAD0                            | SLM CORP A MTN          | 07/01/05 | 2.90%  | 5,000             | A2             | 100.27       | 5,014                | 0.3%                       | 5,083              | 0.3%                     | -69                          | -1.4%                          | 1.75% | FRES |
| 173902BK3                            | BEAR STEARNS            | 07/15/05 | 6.25%  | 2,500             | A1             | 102.93       | 2,573                | 0.2%                       | 2,666              | 0.2%                     | -93                          | -3.5%                          | 1.85% | FRES |
| 929771AQ5                            | WACHOVIA CORP           | 07/15/05 | 7.45%  | 5,000             | AA3            | 103.75       | 5,188                | 0.3%                       | 5,413              | 0.3%                     | -225                         | -4.2%                          | 1.91% | FRES |
| 494368AV5                            | KIMBERLY-CLARK CORP     | 07/30/05 | 4.50%  | 900               | AA2            | 101.52       | 914                  | 0.1%                       | 941                | 0.1%                     | -27                          | -2.9%                          | 2.09% | WE   |
| 173034GH8                            | CITICORP NT             | 08/15/05 | 6.75%  | 1,028             | AA2            | 103.63       | 1,065                | 0.1%                       | 1,108              | 0.1%                     | -42                          | -3.8%                          | 1.67% | FRES |
| 38141GA07                            | GOLDMAN SACHS GRP INC   | 08/17/05 | 7.63%  | 400               | AA3            | 104.46       | 418                  | 0.0%                       | 437                | 0.0%                     | -19                          | -4.3%                          | 1.69% | WE   |
| 537358DQ5                            | FIRST UN CORP           | 08/18/05 | 7.55%  | 5,000             | AA3            | 104.21       | 5,211                | 0.3%                       | 5,450              | 0.3%                     | -240                         | -4.1%                          | 2.10% | FRES |
| 537358DQ5                            | FIRST UNION CORP        | 08/18/05 | 7.55%  | 450               | AA3            | 104.21       | 469                  | 0.0%                       | 492                | 0.0%                     | -23                          | -4.8%                          | 1.65% | WE   |
| 133030AB4                            | FLEETBOSTON FINL CORP   | 09/15/05 | 7.25%  | 500               | AA2            | 104.31       | 522                  | 0.0%                       | 543                | 0.0%                     | -21                          | -3.9%                          | 1.86% | WE   |
| 38142EAN8                            | GOLDMAN SACHS 144A      | 10/01/05 | 7.25%  | 5,000             | AA3            | 104.53       | 5,227                | 0.3%                       | 5,438              | 0.3%                     | -211                         | -3.9%                          | 2.07% | FRES |
| 16962GZM9                            | GECC MTNA               | 10/03/05 | 2.99%  | 5,000             | AAA            | 100.00       | 5,000                | 0.3%                       | 5,099              | 0.3%                     | -99                          | -1.9%                          | 1.79% | FRES |
| 59018YBT7                            | MERRILL LYNCH MTNB      | 10/03/05 | 7.08%  | 4,315             | AA3            | 104.35       | 4,503                | 0.3%                       | 4,694              | 0.3%                     | -191                         | -4.1%                          | 2.00% | FRES |
| 025818AM1                            | AMERICAN EXPR CO        | 11/01/05 | 6.88%  | 450               | A1             | 104.46       | 470                  | 0.0%                       | 487                | 0.0%                     | -17                          | -3.4%                          | 1.82% | WE   |
| 36962GVM3                            | GECC MTNA               | 11/01/05 | 6.80%  | 5,000             | AAA            | 104.47       | 5,224                | 0.3%                       | 5,464              | 0.3%                     | -240                         | -4.4%                          | 2.11% | FRES |
| 36962GVM3                            | GENERAL ELEC CAP CORP   | 11/01/05 | 6.80%  | 900               | AAA            | 104.47       | 940                  | 0.1%                       | 999                | 0.1%                     | -59                          | -5.9%                          | 2.37% | WE   |

# County of Fresno Treasury Investment Pool

as of September 30, 2004

## Holdings Report by Investment Type

| Cusip                                    | Issuer                   | Maturity | Coupon | Par Value (\$000) | Moody's Rating | Market Price | Market Value (\$000) | Percent Portfolio (Market) | Cost Value (\$000) | Percent Portfolio (Cost) | Unrealized Gain/Loss (\$000) | Unrealized Gain/Loss (Percent) | Yield | Market |
|--|--------------------------|----------|--------|-------------------|----------------|--------------|----------------------|----------------------------|--------------------|--------------------------|------------------------------|--------------------------------|-------|--------|
| <b>j) CORPORATE NOTE (8.8) continued</b> |                          |          |        |                   |                |              |                      |                            |                    |                          |                              |                                |       |        |
| 538585AD1                                | NATIONSBANK CORP         | 02/15/05 | 6.88%  | 5,275             | AA3            | 101.61       | 5,360                | 0.3%                       | 5,557              | 0.3%                     | -198                         | -3.6%                          | 1.33% | FRE    |
| 441812GL2                                | HOUSEHOLD FIN CORP       | 05/09/05 | 8.00%  | 5,000             | A1             | 103.37       | 5,168                | 0.3%                       | 5,421              | 0.3%                     | -252                         | -4.7%                          | 1.95% | FRE    |
| 046003JM2                                | ASSOC CORP MTN           | 05/16/05 | 6.20%  | 7,000             | AA1            | 102.33       | 7,169                | 0.5%                       | 7,384              | 0.5%                     | -221                         | -3.0%                          | 1.29% | FRE    |
| 001392AA7                                | AIG SUNAMER              | 06/15/05 | 7.60%  | 5,000             | AAA            | 103.55       | 5,178                | 0.3%                       | 5,443              | 0.3%                     | -265                         | -4.9%                          | 1.87% | FRE    |
| 001392AA7                                | AIG SUNAMER              | 06/15/05 | 7.60%  | 5,000             | AAA            | 103.55       | 5,178                | 0.3%                       | 5,446              | 0.3%                     | -268                         | -4.9%                          | 1.80% | FRE    |
| 001392AA7                                | AIG SUNAMER              | 06/15/05 | 7.60%  | 5,000             | AAA            | 103.55       | 5,178                | 0.3%                       | 5,418              | 0.3%                     | -240                         | -4.4%                          | 2.02% | FRE    |
| 046003FF1                                | ASSOC CORP MTN           | 06/15/05 | 6.63%  | 1,650             | AA1            | 102.77       | 1,696                | 0.1%                       | 1,769              | 0.1%                     | -74                          | -4.2%                          | 1.88% | FRE    |
| 12557WDK4                                | CIT GROUP INC NOTZ       | 06/15/05 | 1.90%  | 5,500             | A2             | 99.42        | 5,468                | 0.3%                       | 5,600              | 0.3%                     | -32                          | -0.6%                          | 1.90% | FRE    |
| 617446DW6                                | MORGAN ST DEAN WITTER    | 06/15/05 | 7.75%  | 2,000             | AA3            | 103.70       | 2,074                | 0.1%                       | 2,181              | 0.1%                     | -107                         | -4.9%                          | 1.88% | FRE    |
| 617446DW6                                | MORGAN ST DEAN WITTER    | 06/15/05 | 7.75%  | 5,000             | AA3            | 103.70       | 5,185                | 0.3%                       | 5,422              | 0.3%                     | -237                         | -4.4%                          | 1.71% | FRE    |
| 617446DW6                                | MORGAN ST DEAN WITTER    | 06/15/05 | 7.75%  | 5,000             | AA3            | 103.70       | 5,185                | 0.3%                       | 5,364              | 0.3%                     | -198                         | -3.7%                          | 1.34% | FRE    |
| 617446DW6                                | MORGAN STANLEY           | 06/15/05 | 7.75%  | 25                | AA3            | 103.70       | 26                   | 0.0%                       | 27                 | 0.0%                     | -1                           | -4.4%                          | 1.62% | WE     |
| 617446DW6                                | MORGAN STANLEY           | 06/15/05 | 7.75%  | 450               | AA3            | 103.70       | 467                  | 0.0%                       | 488                | 0.0%                     | -22                          | -4.4%                          | 1.65% | WE     |
| 79549BCM7                                | SALOMON SMITH BARNEY     | 06/15/05 | 6.25%  | 5,000             | AA1            | 102.75       | 5,138                | 0.3%                       | 5,321              | 0.3%                     | -183                         | -3.4%                          | 1.76% | FRE    |
| 172967BM2                                | CITIGROUP NT             | 06/30/05 | 4.13%  | 5,000             | AA1            | 101.27       | 5,064                | 0.3%                       | 5,179              | 0.3%                     | -115                         | -2.2%                          | 1.86% | FRE    |
| 172967BM2                                | CITIGROUP NT             | 06/30/05 | 4.13%  | 5,000             | AA1            | 101.27       | 5,064                | 0.3%                       | 5,092              | 0.3%                     | -28                          | -0.6%                          | 2.19% | FRE    |
| 78442FAD0                                | SLM CORP A MTN           | 07/01/05 | 2.90%  | 5,000             | A2             | 100.27       | 5,014                | 0.3%                       | 5,083              | 0.3%                     | -69                          | -1.4%                          | 1.75% | FRE    |
| 073902BK3                                | BEAR STEARNS             | 07/15/05 | 6.25%  | 2,500             | A1             | 102.93       | 2,573                | 0.2%                       | 2,666              | 0.2%                     | -93                          | -3.5%                          | 1.85% | FRE    |
| 929771AQ6                                | WACHOVIA CORP            | 07/15/05 | 7.45%  | 5,000             | AA3            | 103.75       | 5,188                | 0.3%                       | 5,413              | 0.3%                     | -225                         | -4.2%                          | 1.91% | FRE    |
| 494368AV5                                | KIMBERLY-CLARK CORP      | 07/30/05 | 4.50%  | 900               | AA2            | 101.52       | 914                  | 0.1%                       | 941                | 0.1%                     | -27                          | -2.9%                          | 2.09% | WI     |
| 173034GH8                                | CITICORP NT              | 08/15/05 | 6.75%  | 1,028             | AA2            | 103.63       | 1,065                | 0.1%                       | 1,108              | 0.1%                     | -42                          | -3.8%                          | 1.67% | FRE    |
| 38141GAQ7                                | GOLDMAN SACHS GRP INC    | 08/17/05 | 7.63%  | 400               | AA3            | 104.46       | 418                  | 0.0%                       | 437                | 0.0%                     | -19                          | -4.3%                          | 1.69% | WI     |
| 337358DQ5                                | FIRST UN CORP            | 08/18/05 | 7.55%  | 5,000             | AA3            | 104.21       | 5,211                | 0.3%                       | 5,450              | 0.3%                     | -240                         | -4.4%                          | 2.10% | FRE    |
| 337358DQ5                                | FIRST UNION CORP         | 08/18/05 | 7.55%  | 450               | AA3            | 104.21       | 469                  | 0.0%                       | 492                | 0.0%                     | -23                          | -4.8%                          | 1.65% | WI     |
| 339030AB4                                | FLEETBOSTON FINL CORP    | 09/15/05 | 7.25%  | 500               | AA2            | 104.31       | 522                  | 0.0%                       | 543                | 0.0%                     | -21                          | -3.9%                          | 1.86% | WI     |
| 38142EAN8                                | GOLDMAN SACHS 144A       | 10/01/05 | 7.25%  | 5,000             | AA3            | 104.53       | 5,227                | 0.3%                       | 5,438              | 0.3%                     | -211                         | -3.9%                          | 2.07% | FRE    |
| 36962GZM9                                | GECC MTNA                | 10/03/05 | 2.99%  | 5,000             | AAA            | 100.00       | 5,000                | 0.3%                       | 5,099              | 0.3%                     | -99                          | -1.9%                          | 1.79% | FRE    |
| 59018YBT7                                | MERRILL LYNCH MTNB       | 10/03/05 | 7.08%  | 4,315             | AA3            | 104.35       | 4,503                | 0.3%                       | 4,694              | 0.3%                     | -191                         | -4.1%                          | 2.00% | FRE    |
| 1025816AM1                               | AMERICAN EXPR CO         | 11/01/05 | 6.88%  | 450               | A1             | 104.46       | 470                  | 0.0%                       | 487                | 0.0%                     | -17                          | -3.4%                          | 1.82% | WI     |
| 36962GVM3                                | GECC MTNA                | 11/01/05 | 6.80%  | 5,000             | AAA            | 104.47       | 5,224                | 0.3%                       | 5,464              | 0.3%                     | -240                         | -4.4%                          | 2.11% | FRE    |
| 36962GVM3                                | GENERAL ELEC CAP CORP    | 11/01/05 | 6.80%  | 900               | AAA            | 104.47       | 940                  | 0.1%                       | 999                | 0.1%                     | -59                          | -5.9%                          | 2.37% | W      |
| 94975CAB3                                | WELLS FARGO FINL         | 11/01/05 | 7.00%  | 1,880             | AA1            | 104.63       | 1,967                | 0.1%                       | 2,044              | 0.1%                     | -77                          | -3.8%                          | 2.08% | FRE    |
| 94975CAB3                                | WELLS FARGO FINL         | 11/01/05 | 7.00%  | 5,000             | AA1            | 104.63       | 5,232                | 0.3%                       | 5,438              | 0.3%                     | -207                         | -3.8%                          | 2.05% | FRE    |
| 02687QBB3                                | AMERICAN INTL GROUP      | 12/01/05 | 2.85%  | 1,000             | AAA            | 100.55       | 1,006                | 0.1%                       | 995                | 0.1%                     | 10                           | 1.0%                           | 3.02% | W      |
| 41013MEJ5                                | JOHN HANCOCK MTN SIGN    | 12/15/05 | 2.70%  | 1,000             | A1             | 99.90        | 999                  | 0.1%                       | 1,000              | 0.1%                     | -1                           | -0.1%                          | 2.70% | FRE    |
| 17303MEE5                                | CITICORP MTNC            | 01/05/06 | 6.33%  | 1,000             | AA2            | 104.29       | 1,043                | 0.1%                       | 1,079              | 0.1%                     | -36                          | -3.3%                          | 2.25% | FRE    |
| 441812JT2                                | HOUSEHOLD FINANCE CRP    | 01/24/06 | 6.50%  | 900               | A1             | 104.83       | 944                  | 0.1%                       | 958                | 0.1%                     | -15                          | -1.6%                          | 2.58% | W      |
| 59018YDN6                                | MERRILL LYNCH & CO       | 01/26/06 | 6.15%  | 8,469             | AA3            | 104.52       | 8,651                | 0.6%                       | 9,113              | 0.6%                     | -262                         | -2.9%                          | 2.21% | FRE    |
| 59018YDN6                                | MERRILL LYNCH & CO       | 01/26/06 | 6.15%  | 637               | AA3            | 104.52       | 666                  | 0.0%                       | 682                | 0.0%                     | -16                          | -2.4%                          | 2.11% | W      |
| 001397AA6                                | AIG SUNAMERICA           | 02/01/06 | 5.85%  | 3,000             | AAA            | 103.96       | 3,119                | 0.2%                       | 3,216              | 0.2%                     | -97                          | -3.0%                          | 2.38% | FRE    |
| 06423AAM5                                | BANC ONE CORP            | 02/01/06 | 6.50%  | 5,000             | AA3            | 104.86       | 5,243                | 0.3%                       | 5,436              | 0.3%                     | -193                         | -3.5%                          | 2.22% | FRE    |
| 06423AAM5                                | BANC ONE CORP            | 02/01/06 | 6.50%  | 1,500             | AA3            | 104.86       | 1,573                | 0.1%                       | 1,629              | 0.1%                     | -56                          | -3.5%                          | 2.20% | FRE    |
| 94975CAD9                                | WELLS FARGO FINL         | 02/15/06 | 6.13%  | 5,000             | AA1            | 104.55       | 5,228                | 0.3%                       | 5,389              | 0.3%                     | -162                         | -3.0%                          | 2.44% | FRI    |
| 590188FV5                                | MERRILL LYNCH & CO       | 03/15/06 | 7.00%  | 3,250             | AA3            | 106.37       | 3,457                | 0.2%                       | 3,565              | 0.2%                     | -108                         | -3.0%                          | 2.29% | FRE    |
| 638585AQ2                                | NATIONSBANK CORP         | 03/15/06 | 6.50%  | 2,806             | AA3            | 105.25       | 2,953                | 0.2%                       | 3,056              | 0.2%                     | -103                         | -3.4%                          | 2.27% | FRI    |
| 638585AQ2                                | NATIONSBANK CORP         | 03/15/06 | 6.50%  | 2,083             | AA3            | 105.25       | 2,182                | 0.1%                       | 2,262              | 0.1%                     | -69                          | -3.1%                          | 2.27% | FRI    |
| 79549BQW1                                | SALOMON SB HLDGS         | 03/15/06 | 5.88%  | 5,000             | AA1            | 104.44       | 5,222                | 0.3%                       | 5,374              | 0.3%                     | -152                         | -2.8%                          | 2.24% | FRI    |
| 36962GWC4                                | GEN ELEC CAP CORP        | 03/30/06 | 5.35%  | 6,000             | AAA            | 103.78       | 6,189                | 0.3%                       | 6,327              | 0.3%                     | -138                         | -2.6%                          | 2.57% | FRI    |
| 36962GWC4                                | GEN ELEC CAP CORP        | 03/30/06 | 5.35%  | 2,000             | AAA            | 103.78       | 2,076                | 0.1%                       | 2,136              | 0.1%                     | -60                          | -2.8%                          | 2.19% | FRI    |
| 617446GL7                                | MORGAN STANLEY           | 04/15/06 | 6.10%  | 5,000             | AA3            | 104.74       | 5,237                | 0.3%                       | 5,412              | 0.3%                     | -175                         | -3.2%                          | 2.40% | FRI    |
| 617446GL7                                | MORGAN STANLEY           | 04/15/06 | 6.10%  | 2,000             | AA3            | 104.74       | 2,096                | 0.1%                       | 2,164              | 0.1%                     | -69                          | -3.2%                          | 2.34% | FRI    |
| 172967BF7                                | CITIGROUP INC            | 05/10/06 | 6.75%  | 950               | AA1            | 104.53       | 993                  | 0.1%                       | 1,022              | 0.1%                     | -29                          | -2.9%                          | 2.37% | W      |
| 43811NAC2                                | HONDA AUTO RECE OWN TR   | 05/18/06 | 3.00%  | 583               | AAA            | 100.25       | 583                  | 0.0%                       | 583                | 0.0%                     | 1                            | 0.3%                           | 3.00% | W      |
| 23383VBR0                                | DAIMLER CHRSY AUTO TR    | 06/06/06 | 2.93%  | 422               | AAA            | 100.18       | 423                  | 0.0%                       | 430                | 0.0%                     | -7                           | -1.7%                          | 2.30% | W      |
| 931142BN2                                | WAL-MART STORES INC      | 08/01/06 | 5.45%  | 900               | AA2            | 104.52       | 941                  | 0.1%                       | 954                | 0.1%                     | -13                          | -1.4%                          | 2.69% | W      |
| 172967BH3                                | CITIGROUP INC            | 08/09/06 | 5.50%  | 4,500             | AA1            | 104.59       | 4,706                | 0.3%                       | 4,806              | 0.3%                     | -100                         | -2.1%                          | 2.84% | FR     |
| 949740CA0                                | WELLS FARGO SNT          | 08/15/06 | 7.13%  | 3,723             | AA2            | 108.07       | 4,023                | 0.3%                       | 4,144              | 0.3%                     | -121                         | -2.9%                          | 2.58% | FR     |
| 931142AW3                                | WAL MART STORES INC      | 09/15/06 | 8.00%  | 3,200             | AA2            | 109.35       | 3,499                | 0.2%                       | 3,654              | 0.2%                     | -155                         | -4.2%                          | 2.50% | FR     |
| 0727G0AV2                                | BAYERISCHE LAND          | 10/16/06 | 2.60%  | 7,000             | AAA            | 99.44        | 6,960                | 0.4%                       | 6,990              | 0.4%                     | -30                          | -0.4%                          | 2.65% | FR     |
| 90331HHW6                                | US BANK NA               | 11/15/06 | 2.85%  | 1,000             | AA2            | 99.82        | 998                  | 0.1%                       | 1,000              | 0.1%                     | -2                           | -0.2%                          | 2.85% | W      |
| 36962GF41                                | GECC MTN                 | 01/15/07 | 2.80%  | 5,000             | AAA            | 99.39        | 4,969                | 0.3%                       | 4,976              | 0.3%                     | -7                           | -0.1%                          | 3.02% | FR     |
| 89233PMW3                                | TOYOTA MTR CR MTN        | 01/15/07 | 5.65%  | 2,000             | AAA            | 105.36       | 2,107                | 0.1%                       | 2,169              | 0.1%                     | -62                          | -2.9%                          | 2.74% | FR     |
| 001388AA5                                | AIG SUNAMER GL 144A      | 01/17/07 | 5.10%  | 6,000             | AAA            | 104.26       | 6,256                | 0.4%                       | 6,357              | 0.4%                     | -102                         | -1.6%                          | 3.24% | FR     |
| 36962GXV5                                | GECC MTNA                | 03/15/07 | 5.38%  | 5,000             | AAA            | 105.25       | 5,262                | 0.3%                       | 5,549              | 0.3%                     | -288                         | -5.2%                          | 2.28% | FR     |
| 36962GXV5                                | GECC MTNA                | 03/15/07 | 5.38%  | 4,381             | AAA            | 105.25       | 4,611                | 0.3%                       | 4,694              | 0.3%                     | -83                          | -1.8%                          | 3.10% | FR     |
| 171081AK9                                | PFIZER INC               | 03/15/07 | 2.50%  | 1,000             | AAA            | 98.96        | 990                  | 0.1%                       | 999                | 0.1%                     | -9                           | -0.9%                          | 2.53% | V      |
| 139732EN7                                | CAPITAL AUTO REC ASSET   | 11/15/07 | 2.00%  | 1,000             | AAA            | 98.96        | 990                  | 0.1%                       | 999                | 0.1%                     | -9                           | -0.9%                          | 2.03% | V      |
| 55262TFR9                                | MBNA MASTER CRED CRD TR  | 01/15/08 | 6.90%  | 1,500             | AAA            | 103.86       | 1,556                | 0.1%                       | 1,611              | 0.1%                     | -53                          | -3.3%                          | 4.74% | V      |
| 36966RLV0                                | GECC NOTZ SR NTS         | 01/15/09 | 3.80%  | 5,000             | AAA            | 98.53        | 4,926                | 0.3%                       | 5,000              | 0.3%                     | -74                          | -1.5%                          | 3.60% | FR     |
| 17308EAC1                                | CITIBANK CRED CRD ISS TR | 01/20/09 | 2.55%  | 1,900             | AAA            | 98.91        | 1,286                | 0.1%                       | 1,287              | 0.1%                     | -1                           | -0.1%                          | 2.79% | V      |
|  |                          | 12/19/05 | 5.90%  | 252,077           | AA2            | 103.03       | 259,725              | 16.4%                      | 267,926            | 16.8%                    | -8,202                       | -3.1%                          | 2.14% |        |

## k) MUTUAL FUND (8.10)

| Cusip     | Issuer              | Maturity | Coupon | Par Value (\$000) | Moody's Rating | Market Price | Market Value (\$000) | Percent Portfolio (Market) | Cost Value (\$000) | Percent Portfolio (Cost) | Unrealized Gain/Loss (\$000) | Unrealized Gain/Loss (Percent) | Yield | Market |
|-----------|---------------------|----------|--------|-------------------|----------------|--------------|----------------------|----------------------------|--------------------|--------------------------|------------------------------|--------------------------------|-------|--------|
| 09248U718 | BLACKROCK TFUND #60 | 10/01/04 | 1.32%  | 277               | AAA            | 100.00       | 277                  | 0.0%                       | 277                | 0.0%                     | 0                            | 0.0%                           | 1.32% | FF     |
| 09248U718 | BLACKROCK TFUND #60 | 10/01/04 | 1.32%  | 1,001             | AAA            | 100.00       | 1,001                | 0.1%                       | 1,001              | 0.1%                     | 0                            | 0.0%                           | 1.32% | FF     |
|           | FIDELITY            | 10/01/04 | 1.50%  | 5,000             | AAA            | 100.00       | 5,000                | 0                          |                    |                          |                              |                                |       |        |

# County of Fresno Treasury Investment Pool

as of September 30, 2004

## Holdings Report by Investment Type

| Cusip                  | Issuer           | Maturity | Coupon | Par Value (\$000) | Moody's Rating | Market Price | Market Value (\$000) | Percent Portfolio (Market) | Cost Value (\$000) | Percent Portfolio (Cost) | Unrealized Gain/Loss (\$000) | Unrealized Gain/Loss (Percent) | Yield | Manager |
|------------------------|------------------|----------|--------|-------------------|----------------|--------------|----------------------|----------------------------|--------------------|--------------------------|------------------------------|--------------------------------|-------|---------|
| <b>LAIF</b>            |                  |          |        |                   |                |              |                      |                            |                    |                          |                              |                                |       |         |
|                        | LAIF TREASURY    | 10/01/04 | 1.67%  | 40,000            | NR             | 100.00       | 40,000               | 2.5%                       | 40,000             | 2.5%                     | 0                            | 0.0%                           | 1.67% | FRES    |
|                        |                  | 10/01/04 | 1.67%  | 40,000            | NR             | 100.00       | 40,000               | 2.5%                       | 40,000             | 2.5%                     | 0                            | 0.0%                           | 1.67% | FRES    |
| <b>CASH</b>            |                  |          |        |                   |                |              |                      |                            |                    |                          |                              |                                |       |         |
|                        | VAULT            | 10/01/04 | NA     | 1,860             | NR             | 100.00       | 1,860                | 0.1%                       | 1,860              | 0.1%                     | 0                            | 0.0%                           | 0.00% | FRES    |
|                        | BANK OF THE WEST | 10/01/04 | 1.26%  | 25,722            | NR             | 100.00       | 25,722               | 1.6%                       | 25,722             | 1.6%                     | 0                            | 0.0%                           | 1.26% | FRES    |
|                        | SECURED MARKET   | 10/01/04 | 0.89%  | 845               | NR             | 100.00       | 845                  | 0.1%                       | 845                | 0.1%                     | 0                            | 0.0%                           | 0.89% | WEL     |
|                        |                  | 10/01/04 |        | 28,427            | NR             | 100.00       | 28,427               | 1.8%                       | 28,427             | 1.8%                     | 0                            | 0.0%                           | 1.16% |         |
| <b>Total Portfolio</b> |                  | 02/15/06 | 3.11%  | 1,582,302         |                | 100.22       | 1,585,773            | 100.0%                     | 1,598,693          | 100.0%                   | -12,920                      | -0.8%                          | 2.24% |         |

All commercial paper ratings were provided by Fresno

# County of Fresno Treasury Investment Pool

as of September 30, 2004

## Holdings Report by Maturity Date

| Cuslp                    | Issuer                  | Maturity | Coupon | Par Value (\$000) | Moody's Rating | Market Price | Market Value (\$000) | Percent Portfolio (Market) | Cost Value (\$000) | Percent Portfolio (Cost) | Unrealized Gain/Loss (\$000) | Unrealized Gain/Loss (Percent) | Yield | Mana |
|--------------------------|-------------------------|----------|--------|-------------------|----------------|--------------|----------------------|----------------------------|--------------------|--------------------------|------------------------------|--------------------------------|-------|------|
| <b>Less than 1 Month</b> |                         |          |        |                   |                |              |                      |                            |                    |                          |                              |                                |       |      |
|                          | MORGAN STANLEY REPO     | 10/01/04 | 1.85%  | 46,000            | NR             | 100.00       | 46,000               | 2.9%                       | 46,000             | 2.9%                     | 0                            | 0.0%                           | 1.85% | FRES |
|                          | MORGAN STANLEY REPO     | 10/01/04 | 1.85%  | 300               | NR             | 100.00       | 300                  | 0.0%                       | 300                | 0.0%                     | 0                            | 0.0%                           | 1.85% | FRES |
| 073902BD9                | BEAR STEARNS CO         | 10/01/04 | 6.63%  | 3,000             | A1             | 100.00       | 3,000                | 0.2%                       | 3,135              | 0.2%                     | -135                         | -4.3%                          | 1.35% | FRES |
| 09248U718                | BLACKROCK TFUND #80     | 10/01/04 | 1.32%  | 277               | AAA            | 100.00       | 277                  | 0.0%                       | 277                | 0.0%                     | 0                            | 0.0%                           | 1.32% | FRES |
| 09248U718                | BLACKROCK TFUND #80     | 10/01/04 | 1.32%  | 1,001             | AAA            | 100.00       | 1,001                | 0.1%                       | 1,001              | 0.1%                     | 0                            | 0.0%                           | 1.32% | FRES |
|                          | FIDELITY                | 10/01/04 | 1.50%  | 5,000             | AAA            | 100.00       | 5,000                | 0.3%                       | 5,000              | 0.3%                     | 0                            | 0.0%                           | 1.50% | FRES |
|                          | MORGAN STANLEY M FUND   | 10/01/04 | 1.51%  | 6,508             | AAA            | 100.00       | 6,508                | 0.4%                       | 6,508              | 0.4%                     | 0                            | 0.0%                           | 1.51% | FRES |
|                          | SECURED MARKET          | 10/01/04 | 0.89%  | 845               | NR             | 100.00       | 845                  | 0.1%                       | 845                | 0.1%                     | 0                            | 0.0%                           | 0.89% | FRES |
|                          | LAIF TREASURY           | 10/01/04 | 1.69%  | 40,000            | NR             | 100.00       | 40,000               | 2.5%                       | 40,000             | 2.5%                     | 0                            | 0.0%                           | 1.69% | FRES |
|                          | VAULT                   | 10/01/04 | NA     | 1,860             | NR             | 100.00       | 1,860                | 0.1%                       | 1,860              | 0.1%                     | 0                            | 0.0%                           | 1.68% | FRES |
|                          | BANK OF THE WEST        | 10/01/04 | 1.26%  | 25,722            | NR             | 100.00       | 25,722               | 1.6%                       | 25,722             | 1.6%                     | 0                            | 0.0%                           | 1.26% | FRES |
| 17307JK43                | CITIGROUP GBL MKTS DC/P | 10/04/04 | NA     | 10,000            | P-1            | 99.99        | 9,999                | 0.6%                       | 9,964              | 0.6%                     | 34                           | 0.3%                           | 1.50% | FRES |
| 313588J55                | FNMA DISC NTS           | 10/05/04 | NA     | 10,000            | AAA            | 99.98        | 9,998                | 0.6%                       | 9,990              | 0.6%                     | 8                            | 0.1%                           | 1.70% | FRES |
| 313588J55                | FNMA DISC NTS           | 10/05/04 | NA     | 10,000            | AAA            | 99.98        | 9,998                | 0.6%                       | 9,991              | 0.6%                     | 7                            | 0.1%                           | 1.71% | FRES |
| 313588J55                | FNMA DISC NTS           | 10/05/04 | NA     | 10,000            | AAA            | 99.98        | 9,998                | 0.6%                       | 9,991              | 0.6%                     | 7                            | 0.1%                           | 1.71% | FRES |
| 17307JK50                | CITIGROUP GBL MKTS DC/P | 10/05/04 | NA     | 10,000            | P-1            | 99.98        | 9,998                | 0.6%                       | 9,990              | 0.6%                     | 7                            | 0.1%                           | 1.71% | FRES |
| 17307JK50                | CITIGROUP GBL MKTS DC/P | 10/05/04 | NA     | 5,000             | P-1            | 99.98        | 4,999                | 0.3%                       | 4,982              | 0.3%                     | 17                           | 0.3%                           | 1.50% | FRES |
| 313588J63                | FNMA DSIC NTS           | 10/06/04 | NA     | 5,000             | AAA            | 99.98        | 4,999                | 0.3%                       | 4,973              | 0.3%                     | 26                           | 0.5%                           | 1.13% | FRES |
| 313588J63                | FNMA DSIC NTS           | 10/06/04 | NA     | 5,000             | AAA            | 99.98        | 4,999                | 0.3%                       | 4,973              | 0.3%                     | 26                           | 0.5%                           | 1.13% | FRES |
| 313588J63                | FNMA DSIC NTS           | 10/06/04 | NA     | 10,000            | AAA            | 99.98        | 9,998                | 0.6%                       | 9,990              | 0.6%                     | 8                            | 0.1%                           | 1.71% | FRES |
| 313588J89                | FNMA DISC NTS           | 10/08/04 | NA     | 10,000            | AAA            | 99.97        | 9,997                | 0.6%                       | 9,988              | 0.6%                     | 9                            | 0.1%                           | 1.70% | FRES |
| 313588K46                | FNMA DISC NT            | 10/12/04 | NA     | 10,000            | AAA            | 99.95        | 9,995                | 0.6%                       | 9,987              | 0.6%                     | 8                            | 0.1%                           | 1.71% | FRES |
| 17307JKC5                | CITIGROUP GBL MKTS DC/P | 10/12/04 | NA     | 10,000            | P-1            | 99.95        | 9,995                | 0.6%                       | 9,988              | 0.6%                     | 7                            | 0.1%                           | 1.76% | FRES |
| 313588K53                | FNMA DISC NTS           | 10/13/04 | NA     | 5,000             | AAA            | 99.94        | 4,997                | 0.3%                       | 4,972              | 0.3%                     | 25                           | 0.5%                           | 1.23% | FRES |
| 17307JKD3                | CITIGROUP GBL MKTS DC/P | 10/13/04 | NA     | 10,000            | P-1            | 99.94        | 9,994                | 0.6%                       | 9,990              | 0.6%                     | 4                            | 0.0%                           | 1.79% | FRES |
| 61745AKD0                | MORGAN STANLEY DC/P     | 10/13/04 | NA     | 10,000            | P-1            | 99.94        | 9,994                | 0.6%                       | 9,992              | 0.6%                     | 2                            | 0.0%                           | 1.81% | FRES |
| 313588K61                | FNMA DISC NTS BB        | 10/14/04 | NA     | 5,000             | AAA            | 99.94        | 4,997                | 0.3%                       | 4,988              | 0.3%                     | 9                            | 0.2%                           | 0.48% | FRES |
| 61745AKM0                | MORGAN STANLEY DC/P     | 10/21/04 | NA     | 10,000            | P-1            | 99.90        | 9,990                | 0.6%                       | 9,986              | 0.6%                     | 5                            | 0.0%                           | 1.81% | FRES |
| 073989AKR3               | BEAR STEARNS CO DC/P    | 10/25/04 | NA     | 10,000            | P-1            | 99.88        | 9,988                | 0.6%                       | 9,984              | 0.6%                     | 4                            | 0.0%                           | 1.81% | FRES |
|                          |                         | 10/05/04 |        | 285,513           |                | 99.98        | 285,446              | 18.0%                      | 285,367            | 17.9%                    | 78                           | 0.0%                           | 1.61% |      |
| <b>1 - 3 Months</b>      |                         |          |        |                   |                |              |                      |                            |                    |                          |                              |                                |       |      |
| 459745BK0                | INTL LEASE FIN MTN      | 12/15/04 | 8.38%  | 2,075             | A1             | 101.25       | 2,101                | 0.1%                       | 2,223              | 0.1%                     | -122                         | -5.5%                          | 1.55% | FRES |
| 3133X53Z9                | FHLB BDS                | 12/16/04 | 1.17%  | 5,000             | AAA            | 99.84        | 4,992                | 0.3%                       | 4,989              | 0.3%                     | 4                            | 0.1%                           | 1.69% | FRES |
|                          |                         | 12/15/04 | 3.39%  | 7,075             | AA1            | 100.26       | 7,093                | 0.4%                       | 7,211              | 0.5%                     | -118                         | -1.6%                          | 1.65% |      |
| <b>3 - 6 Months</b>      |                         |          |        |                   |                |              |                      |                            |                    |                          |                              |                                |       |      |
| 3133MKY50                | FHLB                    | 01/14/05 | 4.13%  | 5,000             | AAA            | 100.63       | 5,031                | 0.3%                       | 5,105              | 0.3%                     | -74                          | -1.5%                          | 1.29% | FRES |
| 524908CG3                | LEHMAN BROS HLDGS       | 01/15/05 | 7.75%  | 5,000             | A1             | 101.54       | 5,077                | 0.3%                       | 5,300              | 0.3%                     | -223                         | -4.2%                          | 1.40% | FRES |
| 45974VYP7                | INTL LEASE FIN MTNM     | 01/18/05 | 4.75%  | 5,000             | A1             | 100.71       | 5,035                | 0.3%                       | 5,169              | 0.3%                     | -134                         | -2.6%                          | 1.52% | FRES |
| 45974VYP7                | INTL LEASE FIN MTNM     | 01/18/05 | 4.75%  | 5,000             | A1             | 100.71       | 5,035                | 0.3%                       | 5,166              | 0.3%                     | -131                         | -2.5%                          | 1.53% | FRES |
| 36962GX35                | GECC                    | 01/28/05 | 4.25%  | 3,675             | AAA            | 100.70       | 3,701                | 0.2%                       | 3,799              | 0.2%                     | -98                          | -2.6%                          | 1.57% | FRES |
| 31331LB56                | FFCB BDS                | 02/01/05 | 3.88%  | 1,000             | AAA            | 100.66       | 1,007                | 0.1%                       | 1,030              | 0.1%                     | -23                          | -2.3%                          | 2.59% | FRES |
| 046003FA2                | ASSOC CORP NO AMER      | 02/15/05 | 7.75%  | 4,000             | AA1            | 101.94       | 4,077                | 0.3%                       | 4,292              | 0.3%                     | -214                         | -5.0%                          | 1.69% | FRES |
| 638585AD1                | NATIONSBANK CORP        | 02/15/05 | 6.88%  | 5,275             | AA3            | 101.61       | 5,360                | 0.3%                       | 5,557              | 0.3%                     | -199                         | -3.6%                          | 1.33% | FRES |
| 3136F43M4                | FNMA NTS                | 02/18/05 | 1.38%  | 5,000             | AAA            | 99.78        | 4,989                | 0.3%                       | 4,997              | 0.3%                     | -8                           | -0.2%                          | 1.45% | FRES |
| 86387UBJ3                | SLMA                    | 03/16/05 | 2.00%  | 10,000            | AAA            | 100.00       | 10,000               | 0.6%                       | 10,020             | 0.6%                     | -20                          | -0.2%                          | 1.91% | FRES |
|                          |                         | 02/06/05 | 4.56%  | 48,950            | AA2            | 106.74       | 49,312               | 3.1%                       | 50,434             | 3.2%                     | -1,122                       | -2.2%                          | 1.57% |      |
| <b>6 Months - Year</b>   |                         |          |        |                   |                |              |                      |                            |                    |                          |                              |                                |       |      |
| 31331Q3K1                | FFCB                    | 04/07/05 | 1.25%  | 5,000             | AAA            | 99.53        | 4,977                | 0.3%                       | 4,990              | 0.3%                     | -13                          | -0.3%                          | 1.37% | FRES |
| 3133X54N5                | FHLB S/U                | 04/08/05 | 1.20%  | 4,000             | AAA            | 99.53        | 3,981                | 0.3%                       | 4,000              | 0.3%                     | -19                          | -0.5%                          | 1.20% | FRES |
| 31331R5X4                | FFCB                    | 04/13/05 | 5.72%  | 1,000             | AAA            | 101.87       | 1,019                | 0.1%                       | 1,053              | 0.1%                     | -35                          | -3.3%                          | 4.09% | FRES |
| 31339YBL5                | FHLB BDS                | 04/14/05 | 1.25%  | 5,000             | AAA            | 99.50        | 4,975                | 0.3%                       | 4,991              | 0.3%                     | -16                          | -0.3%                          | 1.35% | FRES |
| 31331LJ90                | FFCB BD                 | 04/15/05 | 4.38%  | 4,400             | AAA            | 101.22       | 4,454                | 0.3%                       | 4,578              | 0.3%                     | -124                         | -2.7%                          | 2.60% | FRES |
| 3133MMXQ1                | FHLB BD                 | 04/15/05 | 4.63%  | 5,000             | AAA            | 101.31       | 5,066                | 0.3%                       | 5,144              | 0.3%                     | -78                          | -1.5%                          | 1.60% | FRES |
| 3133MMXQ1                | FHLB BD                 | 04/15/05 | 4.63%  | 1,825             | AAA            | 101.31       | 1,849                | 0.1%                       | 1,929              | 0.1%                     | -80                          | -4.2%                          | 2.04% | FRES |
| 441812GL2                | HOUSEHOLD FIN CORP      | 05/09/05 | 8.00%  | 5,000             | A1             | 103.37       | 5,168                | 0.3%                       | 5,421              | 0.3%                     | -252                         | -4.7%                          | 1.95% | FRES |
| 3133X8M94                | FHLB BDS                | 05/10/05 | 1.63%  | 5,000             | AAA            | 99.68        | 4,983                | 0.3%                       | 5,000              | 0.3%                     | -17                          | -0.3%                          | 1.63% | FRES |
| 046003JM2                | ASSOC CORP MTN          | 05/16/05 | 6.20%  | 7,000             | AA1            | 102.33       | 7,163                | 0.5%                       | 7,384              | 0.5%                     | -221                         | -3.0%                          | 1.29% | FRES |
| 001392AA7                | AIG SUNAMER             | 06/15/05 | 7.60%  | 5,000             | AAA            | 103.55       | 5,178                | 0.3%                       | 5,443              | 0.3%                     | -265                         | -4.9%                          | 1.87% | FRES |
| 001392AA7                | AIG SUNAMER             | 06/15/05 | 7.60%  | 5,000             | AAA            | 103.55       | 5,178                | 0.3%                       | 5,446              | 0.3%                     | -268                         | -4.9%                          | 1.80% | FRES |
| 001392AA7                | AIG SUNAMER             | 06/15/05 | 7.60%  | 5,000             | AAA            | 103.55       | 5,178                | 0.3%                       | 5,418              | 0.3%                     | -240                         | -4.4%                          | 2.02% | FRES |
| 046003FF1                | ASSOC CORP MTN          | 06/15/05 | 6.63%  | 1,650             | AA1            | 102.77       | 1,696                | 0.1%                       | 1,769              | 0.1%                     | -74                          | -4.2%                          | 1.88% | FRES |
| 12557WDK4                | CIT GROUP INC NOTZ      | 09/15/05 | 1.90%  | 5,500             | A2             | 99.42        | 5,488                | 0.3%                       | 5,500              | 0.3%                     | -32                          | -0.6%                          | 1.90% | FRES |
| 617446DW8                | MORGAN ST DEAN WITTER   | 06/15/05 | 7.75%  | 2,000             | AA3            | 103.70       | 2,074                | 0.1%                       | 2,181              | 0.1%                     | -107                         | -4.9%                          | 1.96% | FRES |
| 617446DW6                | MORGAN ST DEAN WITTER   | 06/15/05 | 7.75%  | 5,000             | AA3            | 103.70       | 5,185                | 0.3%                       | 5,422              | 0.3%                     | -237                         | -4.4%                          | 1.71% | FRES |
| 617446DW6                | MORGAN ST DEAN WITTER   | 06/15/05 | 7.75%  | 5,000             | AA3            | 103.70       | 5,185                | 0.3%                       | 5,384              | 0.3%                     | -198                         | -3.7%                          | 1.34% | FRES |
| 617446DW6                | MORGAN STANLEY          | 06/15/05 | 7.75%  | 25                | AA3            | 103.70       | 26                   | 0.0%                       | 27                 | 0.0%                     | -1                           | -4.4%                          | 1.62% | FRES |
| 617446DW6                | MORGAN STANLEY          | 06/15/05 | 7.75%  | 450               | AA3            | 103.70       | 467                  | 0.0%                       | 488                | 0.0%                     | -22                          | -4.4%                          | 1.65% | FRES |
| 795498CM7                | SALOMON SMITH BARNEY    | 06/15/05 | 6.25%  | 5,000             | AA1            | 102.75       | 5,138                | 0.3%                       | 5,321              | 0.3%                     | -183                         | -3.4%                          | 1.76% | FRES |
| 31331QQ91                | FFCB                    | 06/17/05 | 1.63%  | 2,000             | AAA            | 99.56        | 1,991                | 0.1%                       | 1,995              | 0.1%                     | -4                           | -0.2%                          | 1.76% | FRES |
| 31331QQ91                | FFCB                    | 06/17/05 | 1.63%  | 5,000             | AAA            | 99.56        | 4,978                | 0.3%                       | 4,985              | 0.3%                     | -17                          | -0.3%                          | 1.67% | FRES |
| 313589HG1                | FNMA DISC NTS           | 06/24/05 | NA     | 5,000             | AAA            | 98.38        | 4,919                | 0.3%                       | 4,914              | 0.3%                     | 5                            | 0.1%                           | 2.13% | FRES |
| 313589HG1                | FNMA DISC NTS           | 06/24/05 | NA     | 5,000             | AAA            | 98.38        | 4,919                | 0.3%                       | 4,914              | 0.3%                     | 5                            | 0.1%                           | 2.13% | FRES |
| 313397HK0                | FHLMC DISC NTS          | 06/27/05 | NA     | 5,000             | AAA            | 98.36        | 4,918                | 0.3%                       | 4,912              | 0.3%                     | 6                            | 0.1%                           | 2.10% | FRES |
| 313397HK0                | FHLMC DISC NTS          | 06/27/05 | NA     | 5,000             | AAA            | 98.36        | 4,918                | 0.3%                       | 4,913              | 0.3%                     | 5                            | 0.1%                           | 2.14% | FRES |
| 313397HK0                | FHLMC DISC NTS          | 06/27/05 | NA     | 5,000             | AAA            | 98.36        | 4,918                | 0.3%                       | 4,913              | 0.3%                     | 5                            | 0.1%                           | 2.13% | FRES |
| 313397HL8                | FHLMC DISC NTS RB       | 06/28/05 | NA     | 5,000             | AAA            | 98.36        | 4,918                | 0.3%                       | 4,912              | 0.3%                     | 6                            | 0.1%                           | 2.12% | FRES |
| 313397HL8                | FHLMC DISC NTS RB       | 06/28/05 | NA     | 5,000             | AAA            | 98.36        | 4,918                | 0.3%                       | 4,917              | 0.3%                     | 1                            | 0.0%                           | 2.13% | FRES |
| 3133X2S71                | FHLB BDS                | 06/30/05 | 2.05%  | 5,000             | AAA            | 99.64        | 4,992                | 0.3%                       | 5,000              | 0.3%                     | -8                           | -0.2%                          | 2.05% | FRES |

# County of Fresno Treasury Investment Pool

as of September 30, 2004

## Holdings Report by Maturity Date

| Cusip                            | Issuer                | Maturity | Coupon | Par Value (\$000) | Moody's Rating | Market Price | Market Value (\$000) | Percent Portfolio (Market) | Cost Value (\$000) | Percent Portfolio (Cost) | Unrealized Gain/Loss (\$000) | Unrealized Gain/Loss (Percent) | Yield | Manager |
|----------------------------------|-----------------------|----------|--------|-------------------|----------------|--------------|----------------------|----------------------------|--------------------|--------------------------|------------------------------|--------------------------------|-------|---------|
| <b>6 Months - Year continued</b> |                       |          |        |                   |                |              |                      |                            |                    |                          |                              |                                |       |         |
| 313589HN6                        | FNMA DISC NTS         | 06/30/05 | NA     | 10,000            | AAA            | 98.35        | 9,835                | 0.6%                       | 9,825              | 0.6%                     | 10                           | 0.1%                           | 2.12% | FRESN   |
| 313589HN6                        | FNMA DISC NTS         | 06/30/05 | NA     | 5,000             | AAA            | 98.35        | 4,918                | 0.3%                       | 4,913              | 0.3%                     | 4                            | 0.1%                           | 2.12% | FRESN   |
| 172967BM2                        | CITIGROUP NT          | 06/30/05 | -4.13% | 5,000             | AA1            | 101.27       | 5,064                | 0.3%                       | 5,179              | 0.3%                     | -115                         | -2.2%                          | 1.86% | FRESN   |
| 172967BM2                        | CITIGROUP NT          | 06/30/05 | 4.13%  | 5,000             | AA1            | 101.27       | 5,064                | 0.3%                       | 5,092              | 0.3%                     | -28                          | -0.6%                          | 2.19% | FRESN   |
| 31339XQT4                        | FHLB BDS              | 07/01/05 | 1.45%  | 5,000             | AAA            | 99.41        | 4,970                | 0.3%                       | 5,000              | 0.3%                     | -30                          | -0.6%                          | 1.45% | FRESN   |
| 78442FAD0                        | SLM CORP A MTN        | 07/01/05 | 2.90%  | 5,000             | A2             | 100.27       | 5,014                | 0.3%                       | 5,083              | 0.3%                     | -69                          | -1.4%                          | 1.75% | FRESN   |
| 31331QY27                        | FFCB BDS              | 07/07/05 | 1.45%  | 5,000             | AAA            | 99.38        | 4,969                | 0.3%                       | 4,995              | 0.3%                     | -27                          | -0.5%                          | 1.50% | FRESN   |
| 31339XVY7                        | FHLB                  | 07/08/05 | 1.50%  | 5,000             | AAA            | 99.41        | 4,970                | 0.3%                       | 5,000              | 0.3%                     | -30                          | -0.6%                          | 1.50% | FRESN   |
| 073902BK3                        | BEAR STEARNS          | 07/15/05 | 6.25%  | 2,500             | A1             | 102.93       | 2,573                | 0.2%                       | 2,666              | 0.2%                     | -93                          | -3.5%                          | 1.85% | FRESN   |
| 929771AQ6                        | WACHOVIA CORP         | 07/15/05 | 7.45%  | 5,000             | AA3            | 103.75       | 5,188                | 0.3%                       | 5,413              | 0.3%                     | -225                         | -4.2%                          | 1.91% | FRESN   |
| 31339YDE9                        | FHLB BDS              | 07/22/05 | 1.45%  | 5,000             | AAA            | 99.31        | 4,966                | 0.3%                       | 5,000              | 0.3%                     | -34                          | -0.7%                          | 1.45% | FRESN   |
| 31339YDE9                        | FHLB BDS              | 07/22/05 | 1.45%  | 5,000             | AAA            | 99.31        | 4,966                | 0.3%                       | 5,000              | 0.3%                     | -34                          | -0.7%                          | 1.45% | FRESN   |
| 31339YKR2                        | FHLB BDS              | 07/22/05 | 1.50%  | 2,615             | AAA            | 99.38        | 2,797                | 0.2%                       | 2,812              | 0.2%                     | -15                          | -0.5%                          | 1.45% | FRESN   |
| 494368AV5                        | KIMBERLY-CLARK CORP   | 07/30/05 | 4.50%  | 900               | AA2            | 101.52       | 914                  | 0.1%                       | 941                | 0.1%                     | -27                          | -2.9%                          | 2.09% | WELL    |
| 3126X1VV6                        | FHLMC MTN             | 08/04/05 | 1.80%  | 5,000             | AAA            | 99.57        | 4,978                | 0.3%                       | 5,000              | 0.3%                     | -22                          | -0.4%                          | 1.80% | FRESN   |
| 3133MQ3S1                        | FHLB                  | 08/15/05 | 3.25%  | 2,900             | AAA            | 100.81       | 2,924                | 0.2%                       | 3,015              | 0.2%                     | -91                          | -3.0%                          | 1.38% | WELL    |
| 3133MQ3T2                        | FHLB                  | 08/15/05 | 3.00%  | 1,300             | AAA            | 100.59       | 1,308                | 0.1%                       | 1,328              | 0.1%                     | -20                          | -1.5%                          | 2.14% | WELL    |
| 173034GH6                        | CITICORP NT           | 08/15/05 | 6.75%  | 1,028             | AA2            | 103.63       | 1,065                | 0.1%                       | 1,108              | 0.1%                     | -42                          | -3.8%                          | 1.87% | FRESN   |
| 98141GAQ7                        | GOLDMAN SACHS GRP INC | 08/17/05 | 7.63%  | 400               | AA3            | 104.46       | 418                  | 0.0%                       | 437                | 0.0%                     | -19                          | -4.3%                          | 1.69% | WELL    |
| 337358DQ5                        | FIRST UN CORP         | 08/18/05 | 7.55%  | 5,000             | AA3            | 104.21       | 5,211                | 0.3%                       | 5,450              | 0.3%                     | -240                         | -4.4%                          | 2.10% | FRESN   |
| 337358DQ5                        | FIRST UNION CORP      | 08/18/05 | 7.55%  | 450               | AA3            | 104.21       | 469                  | 0.0%                       | 492                | 0.0%                     | -23                          | -4.6%                          | 1.65% | WELL    |
| 339030AB4                        | FLEETBOSTON FINL CORP | 09/15/05 | 7.25%  | 500               | AA2            | 104.31       | 522                  | 0.0%                       | 543                | 0.0%                     | -21                          | -3.9%                          | 1.86% | WELL    |
| 3133X57E2                        | FHLB BDS              | 09/28/05 | 1.60%  | 5,000             | AAA            | 99.22        | 4,961                | 0.3%                       | 5,000              | 0.3%                     | -39                          | -0.8%                          | 1.60% | FRESN   |
| 3133X14X2                        | FHLB BDS              | 09/29/05 | 2.30%  | 5,000             | AAA            | 99.88        | 4,994                | 0.3%                       | 5,000              | 0.3%                     | -6                           | -0.1%                          | 2.30% | FRESN   |
| 3133X2SJ5                        | FHLB BDS              | 09/29/05 | 2.25%  | 10,000            | AAA            | 99.91        | 9,991                | 0.6%                       | 10,014             | 0.6%                     | -24                          | -0.2%                          | 2.15% | FRESN   |
| 3133X56A1                        | FHLB BDS              | 09/29/05 | 1.50%  | 5,000             | AAA            | 99.16        | 4,958                | 0.3%                       | 5,000              | 0.3%                     | -42                          | -0.8%                          | 1.50% | FRESN   |
| 3133X5CG1                        | FHLB BDS              | 09/30/05 | 1.55%  | 5,000             | AAA            | 99.16        | 4,958                | 0.3%                       | 5,000              | 0.3%                     | -42                          | -0.8%                          | 1.55% | FRESN   |
|                                  |                       | 06/30/05 |        | 242,643           | AA1            | 100.48       | 243,756              | 15.4%                      | 247,576            | 15.5%                    | -3,820                       | -1.5%                          | 1.83% |         |
| <b>Over 1 Year</b>               |                       |          |        |                   |                |              |                      |                            |                    |                          |                              |                                |       |         |
| 38142EAN8                        | GOLDMAN SACHS 144A    | 10/01/05 | 7.25%  | 5,000             | AA3            | 104.53       | 5,227                | 0.3%                       | 5,438              | 0.3%                     | -211                         | -3.9%                          | 2.07% | FRESN   |
| 36962GZM9                        | GECC MTNA             | 10/03/05 | 2.99%  | 5,000             | AAA            | 100.00       | 5,000                | 0.3%                       | 5,099              | 0.3%                     | -99                          | -1.9%                          | 1.79% | FRESN   |
| 59018YBT7                        | MERRILL LYNCH MTNB    | 10/03/05 | 7.08%  | 4,315             | AA3            | 104.35       | 4,503                | 0.3%                       | 4,694              | 0.3%                     | -191                         | -4.1%                          | 2.00% | FRESN   |
| 31359MPT4                        | FNMA                  | 10/15/05 | 2.88%  | 1,250             | AAA            | 100.59       | 1,257                | 0.1%                       | 1,292              | 0.1%                     | -34                          | -2.6%                          | 1.44% | WELL    |
| 31359MPT4                        | FNMA                  | 10/15/05 | 2.88%  | 1,500             | AAA            | 100.59       | 1,509                | 0.1%                       | 1,536              | 0.1%                     | -27                          | -1.7%                          | 1.79% | WELL    |
| 31331TYQ8                        | FFCB BDS              | 10/19/05 | 1.50%  | 5,000             | AAA            | 99.06        | 4,953                | 0.3%                       | 5,000              | 0.3%                     | -47                          | -0.9%                          | 1.50% | FRESN   |
| 3136F4NQ3                        | FNMA S/U              | 10/20/05 | 1.75%  | 5,000             | AAA            | 99.97        | 4,998                | 0.3%                       | 5,017              | 0.3%                     | -18                          | -0.4%                          | 1.54% | FRESN   |
| 31331THT1                        | FFCB BDS              | 10/27/05 | 2.38%  | 3,200             | AAA            | 99.91        | 3,197                | 0.2%                       | 3,200              | 0.2%                     | -3                           | -0.1%                          | 2.38% | FRESN   |
| 3133X5ZS0                        | FHLB BDS              | 10/28/05 | 1.95%  | 5,000             | AAA            | 99.53        | 4,977                | 0.3%                       | 5,000              | 0.3%                     | -23                          | -0.5%                          | 1.95% | FRESN   |
| 3136F4QZ0                        | FNMA NT               | 10/28/05 | 2.25%  | 5,000             | AAA            | 99.84        | 4,992                | 0.3%                       | 5,000              | 0.3%                     | -8                           | -0.2%                          | 2.25% | FRESN   |
| 025816AM1                        | AMERICAN EXPR CO      | 11/01/05 | 6.88%  | 450               | A1             | 104.46       | 470                  | 0.0%                       | 487                | 0.0%                     | -17                          | -3.4%                          | 1.82% | WELL    |
| 36962GVM3                        | GECC MTNA             | 11/01/05 | 6.80%  | 5,000             | AA4            | 104.47       | 5,224                | 0.3%                       | 5,464              | 0.3%                     | -240                         | -4.4%                          | 2.11% | FRESN   |
| 36962GVM3                        | GENERAL ELEC CAP CORP | 11/01/05 | 6.80%  | 900               | AA4            | 104.47       | 940                  | 0.1%                       | 999                | 0.1%                     | -59                          | -5.9%                          | 2.37% | WELL    |
| 94975CAB3                        | WELLS FARGO FINL      | 11/01/05 | 7.00%  | 1,880             | AA1            | 104.63       | 1,967                | 0.1%                       | 2,044              | 0.1%                     | -77                          | -3.8%                          | 2.08% | FRESN   |
| 94975CAB3                        | WELLS FARGO FINL      | 11/01/05 | 7.00%  | 5,000             | AA1            | 104.63       | 5,232                | 0.3%                       | 5,438              | 0.3%                     | -207                         | -3.8%                          | 2.05% | FRESN   |
| 3128X15P8                        | FHLMC MTN             | 11/10/05 | 2.25%  | 5,000             | AAA            | 99.81        | 4,991                | 0.3%                       | 5,000              | 0.3%                     | -9                           | -0.2%                          | 2.25% | FRESN   |
| 3133X6GF7                        | FHLB BDS              | 11/10/05 | 1.85%  | 5,000             | AAA            | 99.47        | 4,973                | 0.3%                       | 5,000              | 0.3%                     | -27                          | -0.5%                          | 1.95% | FRESN   |
| 31331QKCO                        | FFCB                  | 11/15/05 | 2.50%  | 1,000             | AAA            | 100.09       | 1,001                | 0.1%                       | 999                | 0.1%                     | 2                            | 0.2%                           | 2.53% | WELL    |
| 3134A4UH5                        | FHLMC                 | 11/15/05 | 2.13%  | 2,000             | AAA            | 99.69        | 1,994                | 0.1%                       | 2,008              | 0.1%                     | -14                          | -0.7%                          | 1.90% | WELL    |
| 3128X15D5                        | FHLMC MTN S/U         | 11/17/05 | 1.85%  | 5,000             | AAA            | 99.94        | 4,997                | 0.3%                       | 5,000              | 0.3%                     | -3                           | -0.1%                          | 1.85% | FRESN   |
| 3128X15D5                        | FHLMC MTN S/U         | 11/17/05 | 1.85%  | 7,040             | AAA            | 99.94        | 7,036                | 0.4%                       | 7,031              | 0.4%                     | 5                            | 0.1%                           | 1.91% | FRESN   |
| 3128X15D5                        | FHLMC MTN S/U         | 11/17/05 | 1.85%  | 5,000             | AAA            | 99.94        | 4,997                | 0.3%                       | 5,000              | 0.3%                     | -3                           | -0.1%                          | 1.85% | FRESN   |
| 3136F4SN5                        | FNMA NTS              | 11/25/05 | 2.17%  | 5,000             | AAA            | 99.72        | 4,986                | 0.3%                       | 5,011              | 0.3%                     | -25                          | -0.5%                          | 2.02% | FRESN   |
| 3128X2AX3                        | FHLMC MTN4 NTS S/U    | 11/28/05 | 2.00%  | 5,000             | AAA            | 99.95        | 4,998                | 0.3%                       | 5,012              | 0.3%                     | -14                          | -0.3%                          | 1.85% | FRESN   |
| 3128X2AX3                        | FHLMC MTN4 NTS S/U    | 11/28/05 | 2.00%  | 5,000             | AAA            | 99.95        | 4,998                | 0.3%                       | 5,005              | 0.3%                     | -7                           | -0.1%                          | 1.93% | FRESN   |
| 3133X25K7                        | FHLB BDS              | 11/28/05 | 2.23%  | 5,000             | AAA            | 99.75        | 4,988                | 0.3%                       | 4,974              | 0.3%                     | 14                           | 0.3%                           | 2.50% | FRESN   |
| 02687QBB3                        | AMERICAN INTL GROUP   | 12/01/05 | 2.85%  | 1,000             | AAA            | 100.55       | 1,006                | 0.1%                       | 995                | 0.1%                     | 10                           | 1.0%                           | 3.02% | WELL    |
| 3133X2UX1                        | FHLB BDS              | 12/15/05 | 2.25%  | 8,000             | AAA            | 99.75        | 7,980                | 0.5%                       | 7,997              | 0.5%                     | -17                          | -0.2%                          | 2.27% | FRESN   |
| 3133X2UX1                        | FHLB                  | 12/15/05 | 2.25%  | 2,000             | AAA            | 99.75        | 1,995                | 0.1%                       | 2,010              | 0.1%                     | -15                          | -0.8%                          | 1.97% | WELL    |
| 41013MEJ5                        | JOHN HANCOCK MTN SIGN | 12/15/05 | 2.70%  | 1,000             | A1             | 99.90        | 999                  | 0.1%                       | 1,000              | 0.1%                     | -1                           | -0.1%                          | 2.70% | FRESN   |
| 3128X2JA4                        | FHLMC MTN             | 12/16/05 | 2.23%  | 5,825             | AAA            | 99.19        | 5,778                | 0.4%                       | 5,796              | 0.4%                     | -18                          | -0.3%                          | 2.55% | FRESN   |
| 31339XOP2                        | FHLB                  | 12/30/05 | 1.82%  | 5,000             | AAA            | 99.16        | 4,958                | 0.3%                       | 5,000              | 0.3%                     | -42                          | -0.8%                          | 1.82% | FRESN   |
| 3133X5QJ0                        | FHLB BDS              | 12/30/05 | 1.60%  | 5,000             | AAA            | 98.91        | 4,945                | 0.3%                       | 5,000              | 0.3%                     | -55                          | -1.1%                          | 1.60% | FRESN   |
| 17303MEE5                        | CITICORP MTNC         | 01/05/06 | 6.33%  | 1,000             | AA2            | 104.29       | 1,043                | 0.1%                       | 1,079              | 0.1%                     | -36                          | -3.3%                          | 2.25% | FRESN   |
| 3133X5FC6                        | FHLB BDS              | 01/12/06 | 1.75%  | 5,000             | AAA            | 99.06        | 4,953                | 0.3%                       | 5,000              | 0.3%                     | -47                          | -0.9%                          | 1.75% | FRESN   |
| 3133X5TG3                        | FHLB BDS              | 01/23/06 | 1.85%  | 5,000             | AAA            | 98.41        | 4,920                | 0.3%                       | 5,000              | 0.3%                     | -80                          | -1.6%                          | 1.85% | FRESN   |
| 441812JT2                        | HOUSEHOLD FINANCE CRP | 01/24/06 | 6.50%  | 900               | A1             | 104.83       | 944                  | 0.1%                       | 958                | 0.1%                     | -15                          | -1.6%                          | 2.58% | WELL    |
| 59018YDN6                        | MERRILL LYNCH & CO    | 01/26/06 | 6.15%  | 8,469             | AA3            | 104.52       | 8,651                | 0.6%                       | 9,113              | 0.6%                     | -262                         | -2.9%                          | 2.21% | FRESN   |
| 59018YDN8                        | MERRILL LYNCH & CO    | 01/26/06 | 6.15%  | 637               | AA3            | 104.52       | 666                  | 0.0%                       | 682                | 0.0%                     | -16                          | -2.4%                          | 2.11% | WELL    |
| 3133X5ZA9                        | FHLB BDS              | 01/27/06 | 2.02%  | 5,000             | AAA            | 99.31        | 4,966                | 0.3%                       | 5,000              | 0.3%                     | -34                          | -0.7%                          | 2.02% | FRESN   |
| 3133X7Y24                        | FHLB S/U              | 01/27/06 | 2.13%  | 5,000             | AAA            | 99.94        | 4,997                | 0.3%                       | 5,000              | 0.3%                     | -3                           | -0.1%                          | 2.13% | FRESN   |
| 31331TRU7                        | FFCB BDS              | 01/30/06 | 2.09%  | 5,000             | AAA            | 99.38        | 4,969                | 0.3%                       | 5,000              | 0.3%                     | -31                          | -0.6%                          | 2.09% | FRESN   |
| 3136F43B9                        | FNMA                  | 01/30/06 | 2.18%  | 5,000             | AAA            | 99.56        | 4,978                | 0.3%                       | 4,983              | 0.3%                     | -5                           | -0.1%                          | 2.33% | FRESN   |
| 3136F3S23                        | FNMA NTS              | 01/30/06 | 2.00%  | 5,000             | AAA            | 99.31        | 4,966                | 0.3%                       | 4,999              | 0.3%                     | -33                          | -0.7%                          | 2.01% | FRESN   |
| 001397AA6                        | AIG SUNAMERICA        | 02/01/06 | 5.85%  | 3,000             | AAA            | 103.96       | 3,119                | 0.2%                       | 3,216              | 0.2%                     | -97                          | -3.0%                          | 2.38% | FRESN   |
| 06423AAM5                        | BANC ONE CORP         | 02/01/06 | 6.50%  | 5,000             | AA3            | 104.86       | 5,243                | 0.3%                       | 5,436              | 0.3%                     | -193                         | -3.5%                          | 2.22% | FRESN   |
| 06423AAM5                        | BANC ONE CORP         | 02/01/06 | 6.50%  | 1,500             | AA3            | 104.86       | 1,573                | 0.1%                       | 1,629              | 0.1%                     | -56                          | -3.5%                          | 2.20% | FRESN   |
| 3133X6G26                        | FHLB BDS              | 02/03/06 |        |                   |                |              |                      |                            |                    |                          |                              |                                |       |         |



# County of Fresno Treasury Investment Pool

as of September 30, 2004

## Holdings Report by Maturity Date

| Cusip                        | Issuer                 | Maturity | Coupon | Par Value (\$000) | Moody's Rating | Market Price | Market Value (\$000) | Percent Portfolio (Market) | Cost Value (\$000) | Percent Portfolio (Cost) | Unrealized Gain/Loss (\$000) | Unrealized Gain/Loss (Percent) | Yield | Manager |
|------------------------------|------------------------|----------|--------|-------------------|----------------|--------------|----------------------|----------------------------|--------------------|--------------------------|------------------------------|--------------------------------|-------|---------|
| <b>Over 1 Year continued</b> |                        |          |        |                   |                |              |                      |                            |                    |                          |                              |                                |       |         |
| 3128X2BU8                    | FHLMC MTN3 S/U         | 02/24/06 | 2.00%  | 5,000             | AAA            | 99.96        | 4,898                | 0.3%                       | 5,000              | 0.3%                     | -2                           | 0.0%                           | 2.00% | FRES    |
| 3133X3X17                    | FHLB BDS               | 02/27/06 | 2.25%  | 5,575             | AAA            | 99.53        | 5,549                | 0.3%                       | 5,572              | 0.3%                     | -23                          | -0.4%                          | 2.28% | FRES    |
| 3133MDJP9                    | FHLB                   | 03/06/06 | 5.13%  | 600               | AAA            | 103.59       | 622                  | 0.0%                       | 631                | 0.0%                     | -10                          | -1.5%                          | 3.58% | SC      |
| 3133MDJP9                    | FHLB                   | 03/06/06 | 5.13%  | 400               | AAA            | 103.59       | 414                  | 0.0%                       | 427                | 0.0%                     | -12                          | -2.9%                          | 3.12% | SC      |
| 3133MDJP9                    | FHLB                   | 03/06/06 | 5.13%  | 1,000             | AAA            | 103.59       | 1,038                | 0.1%                       | 1,078              | 0.1%                     | -43                          | -3.9%                          | 2.28% | SC      |
| 3133MDJP9                    | FHLB                   | 03/06/06 | 5.13%  | 2,500             | AAA            | 103.59       | 2,590                | 0.2%                       | 2,604              | 0.2%                     | -15                          | -0.6%                          | 2.67% | SC      |
| 3133MDJP9                    | FHLB                   | 03/06/06 | 5.13%  | 3,300             | AAA            | 103.59       | 3,419                | 0.2%                       | 3,801              | 0.2%                     | -183                         | -5.1%                          | 1.72% | SC      |
| 31331TWE7                    | FFCB BDS               | 03/15/06 | 1.93%  | 5,000             | AAA            | 98.59        | 4,930                | 0.3%                       | 5,000              | 0.3%                     | -70                          | -1.4%                          | 1.93% | FRES    |
| 31331TWE7                    | FFCB BDS               | 03/15/06 | 1.93%  | 5,000             | AAA            | 98.59        | 4,930                | 0.3%                       | 5,000              | 0.3%                     | -70                          | -1.4%                          | 1.93% | FRES    |
| 590188FV5                    | MERRILL LYNCH & CO     | 03/15/06 | 7.00%  | 3,250             | AA3            | 106.37       | 3,457                | 0.2%                       | 3,565              | 0.2%                     | -108                         | -3.0%                          | 2.29% | FRES    |
| 638585AQ2                    | NATIONSBANK CORP       | 03/15/06 | 6.50%  | 2,806             | AA3            | 105.25       | 2,953                | 0.2%                       | 3,056              | 0.2%                     | -103                         | -3.4%                          | 2.27% | FRES    |
| 638585AQ2                    | NATIONSBANK CORP       | 03/15/06 | 6.50%  | 2,083             | AA3            | 105.25       | 2,192                | 0.1%                       | 2,262              | 0.1%                     | -69                          | -3.1%                          | 2.27% | FRES    |
| 79549BGW1                    | SALOMON SB HLDGS       | 03/15/06 | 5.88%  | 5,000             | AA1            | 104.44       | 5,222                | 0.3%                       | 5,374              | 0.3%                     | -152                         | -2.8%                          | 2.24% | FRES    |
| 3136F5JD4                    | FNMA NTS               | 03/29/06 | 2.00%  | 5,000             | AAA            | 99.13        | 4,956                | 0.3%                       | 5,000              | 0.3%                     | -44                          | -0.9%                          | 2.00% | FRES    |
| 36962GWC4                    | GEN ELEC CAP CORP      | 03/30/06 | 5.35%  | 5,000             | AAA            | 103.78       | 5,189                | 0.3%                       | 5,327              | 0.3%                     | -138                         | -2.6%                          | 2.67% | FRES    |
| 36962GWC4                    | GEN ELEC CAP CORP      | 03/30/06 | 5.35%  | 2,000             | AAA            | 103.78       | 2,076                | 0.1%                       | 2,136              | 0.1%                     | -60                          | -2.8%                          | 2.19% | FRES    |
| 3133X5BN7                    | FHLB BDS               | 04/06/06 | 2.00%  | 5,000             | AAA            | 99.09        | 4,955                | 0.3%                       | 5,000              | 0.3%                     | -45                          | -0.9%                          | 2.00% | FRES    |
| 3133X5B64                    | FHLB BDS               | 04/07/06 | 2.00%  | 10,000            | AAA            | 99.06        | 9,906                | 0.6%                       | 10,000             | 0.6%                     | -94                          | -0.9%                          | 2.00% | FRES    |
| 3128X2R98                    | FHLMC MTN NTS          | 04/12/06 | 2.00%  | 5,000             | AAA            | 99.09        | 4,954                | 0.3%                       | 5,000              | 0.3%                     | -46                          | -0.9%                          | 2.00% | FRES    |
| 3133X5J74                    | FHLB BDS               | 04/13/06 | 2.00%  | 5,000             | AAA            | 99.06        | 4,953                | 0.3%                       | 5,000              | 0.3%                     | -47                          | -0.9%                          | 2.00% | FRES    |
| 3133X5J74                    | FHLB BDS               | 04/13/06 | 2.00%  | 5,000             | AAA            | 99.06        | 4,953                | 0.3%                       | 5,000              | 0.3%                     | -47                          | -0.9%                          | 2.00% | FRES    |
| 31359MQZ9                    | FNMA                   | 04/15/06 | 2.13%  | 500               | AAA            | 99.34        | 497                  | 0.0%                       | 501                | 0.0%                     | -5                           | -0.9%                          | 2.00% | WEL     |
| 31359MQZ9                    | FNMA                   | 04/15/06 | 2.13%  | 800               | AAA            | 99.34        | 596                  | 0.0%                       | 598                | 0.0%                     | -2                           | -0.4%                          | 2.22% | WEL     |
| 617446GL7                    | MORGAN STANLEY         | 04/15/06 | 6.10%  | 5,000             | AA3            | 104.74       | 5,237                | 0.3%                       | 5,412              | 0.3%                     | -175                         | -3.2%                          | 2.40% | FRES    |
| 617446GL7                    | MORGAN STANLEY         | 04/15/06 | 6.10%  | 2,000             | AA3            | 104.74       | 2,095                | 0.1%                       | 2,164              | 0.1%                     | -69                          | -3.2%                          | 2.34% | FRES    |
| 3136F5MK4                    | FNMA NTS               | 04/20/06 | 1.80%  | 5,000             | AAA            | 98.78        | 4,939                | 0.3%                       | 4,991              | 0.3%                     | -52                          | -1.0%                          | 1.90% | FRES    |
| 3136F5MK4                    | FNMA NTS               | 04/20/06 | 1.80%  | 5,000             | AAA            | 98.78        | 4,939                | 0.3%                       | 4,995              | 0.3%                     | -55                          | -1.1%                          | 1.86% | FRES    |
| 3136F5MY4                    | FNMA NTS               | 04/20/06 | 2.00%  | 5,000             | AAA            | 99.09        | 4,955                | 0.3%                       | 5,000              | 0.3%                     | -45                          | -0.9%                          | 2.00% | FRES    |
| 3136F5MY4                    | FNMA NTS               | 04/20/06 | 2.00%  | 5,000             | AAA            | 99.09        | 4,955                | 0.3%                       | 5,000              | 0.3%                     | -45                          | -0.9%                          | 2.00% | FRES    |
| 31339YHA3                    | FHLB BDS               | 04/24/06 | 2.08%  | 2,600             | AAA            | 99.13        | 2,577                | 0.2%                       | 2,597              | 0.2%                     | -20                          | -0.8%                          | 2.12% | FRES    |
| 3128X2A7                     | FHLMC MTN              | 04/28/06 | 2.32%  | 5,000             | AAA            | 99.51        | 4,976                | 0.3%                       | 5,000              | 0.3%                     | -24                          | -0.5%                          | 2.32% | FRES    |
| 3128X3BU8                    | FHLMC MTN NTS          | 04/28/06 | 2.27%  | 5,000             | AAA            | 99.44        | 4,972                | 0.3%                       | 4,987              | 0.3%                     | -15                          | -0.3%                          | 2.40% | FRES    |
| 3128X3BU6                    | FHLMC MTN NTS          | 04/28/06 | 2.27%  | 5,000             | AAA            | 99.44        | 4,972                | 0.3%                       | 4,988              | 0.3%                     | -16                          | -0.3%                          | 2.39% | FRES    |
| 3128X3BU6                    | FHLMC MTN NTS          | 04/28/06 | 2.27%  | 5,000             | AAA            | 99.44        | 4,972                | 0.3%                       | 4,975              | 0.3%                     | -3                           | -0.1%                          | 2.53% | FRES    |
| 3133X65P7                    | FHLB BDS               | 04/28/06 | 2.35%  | 2,000             | AAA            | 99.53        | 1,991                | 0.1%                       | 2,000              | 0.1%                     | -9                           | -0.5%                          | 2.35% | FRES    |
| 3136F4J31                    | FNMA NTS               | 04/28/06 | 2.35%  | 5,000             | AAA            | 99.59        | 4,980                | 0.3%                       | 5,000              | 0.3%                     | -20                          | -0.4%                          | 2.35% | FRES    |
| 3128X3FB4                    | FHLMC NTS              | 05/03/06 | 2.53%  | 5,000             | AAA            | 99.81        | 4,991                | 0.3%                       | 4,986              | 0.3%                     | 4                            | 0.1%                           | 2.69% | FRES    |
| 3136F5UX7                    | FNMA NTS               | 05/03/06 | 2.35%  | 5,000             | AAA            | 99.59        | 4,980                | 0.3%                       | 4,980              | 0.3%                     | 0                            | 0.0%                           | 2.59% | FRES    |
| 3128X1AF4                    | FHLMC MTN              | 05/05/06 | 2.75%  | 5,000             | AAA            | 100.05       | 5,003                | 0.3%                       | 4,992              | 0.3%                     | 11                           | 0.2%                           | 2.85% | FRES    |
| 3126X1AF4                    | FHLMC MTN              | 05/05/06 | 2.75%  | 5,000             | AAA            | 100.05       | 5,003                | 0.3%                       | 4,992              | 0.3%                     | 11                           | 0.2%                           | 2.85% | FRES    |
| 3136F44B7                    | FNMA NTS               | 05/05/06 | 2.21%  | 4,550             | AAA            | 99.38        | 4,522                | 0.3%                       | 4,549              | 0.3%                     | -27                          | -0.6%                          | 2.22% | FRES    |
| 3133X6BY6                    | FHLB BDS               | 05/10/06 | 2.27%  | 5,000             | AAA            | 99.38        | 4,969                | 0.3%                       | 5,000              | 0.3%                     | -31                          | -0.6%                          | 2.27% | FRES    |
| 3136F5SP7                    | FNMA BDS               | 05/10/06 | 2.50%  | 1,861             | AAA            | 99.78        | 1,857                | 0.1%                       | 1,857              | 0.1%                     | 0                            | 0.0%                           | 2.62% | FRES    |
| 172967BF7                    | CITIGROUP INC          | 05/10/06 | 5.75%  | 950               | AA1            | 104.53       | 993                  | 0.1%                       | 1,022              | 0.1%                     | -29                          | -2.9%                          | 2.37% | WEL     |
| 3133X6FR2                    | FHLB BDS               | 05/11/06 | 2.38%  | 5,000             | AAA            | 99.53        | 4,977                | 0.3%                       | 5,000              | 0.3%                     | -23                          | -0.5%                          | 2.38% | FRES    |
| 3128X3DM2                    | FHLMC MTN NTS          | 05/12/06 | 2.74%  | 5,000             | AAA            | 100.06       | 5,003                | 0.3%                       | 5,000              | 0.3%                     | 3                            | 0.1%                           | 2.74% | FRES    |
| 43811NAC2                    | HONDA AUTO RECE OWN TR | 05/18/06 | 3.00%  | 583               | AAA            | 100.25       | 585                  | 0.0%                       | 583                | 0.0%                     | 1                            | 0.3%                           | 3.00% | WEL     |
| 3128X15Q6                    | FHLMC NTS MTN          | 05/19/06 | 2.63%  | 5,000             | AAA            | 99.46        | 4,973                | 0.3%                       | 4,995              | 0.3%                     | -22                          | -0.4%                          | 2.67% | FRES    |
| 3128X1CU9                    | FHLMC MTN              | 05/19/06 | 2.38%  | 5,000             | AAA            | 99.54        | 4,977                | 0.3%                       | 5,000              | 0.3%                     | -32                          | -0.6%                          | 2.29% | FRES    |
| 3128X3EM1                    | FHLMC MTN NTS          | 05/19/06 | 2.80%  | 5,000             | AAA            | 100.08       | 5,004                | 0.3%                       | 5,000              | 0.3%                     | 4                            | 0.1%                           | 2.80% | FRES    |
| 3128X3HH9                    | FHLMC MTN1             | 05/26/06 | 3.00%  | 5,000             | AAA            | 100.40       | 5,020                | 0.3%                       | 5,000              | 0.3%                     | 20                           | 0.4%                           | 3.00% | FRES    |
| 3133MYW52                    | FHLB BDS SER 7908      | 05/26/06 | 2.28%  | 5,000             | AAA            | 99.34        | 4,967                | 0.3%                       | 4,969              | 0.3%                     | -2                           | 0.0%                           | 2.52% | FRES    |
| 23383BR0                     | DAIMLER CHRYS AUTO TR  | 06/06/06 | 2.93%  | 422               | AAA            | 100.16       | 423                  | 0.0%                       | 430                | 0.0%                     | -7                           | -1.7%                          | 2.30% | WEL     |
| 31339X2L7                    | FHLB                   | 06/12/06 | 2.38%  | 5,000             | AAA            | 99.44        | 4,972                | 0.3%                       | 4,986              | 0.3%                     | -14                          | -0.3%                          | 2.50% | FRES    |
| 3133MYZF7                    | FHLB                   | 06/12/06 | 2.38%  | 5,000             | AAA            | 99.44        | 4,972                | 0.3%                       | 4,987              | 0.3%                     | -25                          | -0.5%                          | 2.40% | FRES    |
| 3133MYZF7                    | FHLB                   | 06/12/06 | 2.38%  | 5,000             | AAA            | 99.44        | 4,972                | 0.3%                       | 4,992              | 0.3%                     | -20                          | -0.4%                          | 2.44% | FRES    |
| 3136F5ED9                    | FNMA NTS               | 06/15/06 | 2.13%  | 8,000             | AAA            | 99.06        | 7,925                | 0.5%                       | 8,011              | 0.5%                     | -86                          | -1.1%                          | 2.06% | FRES    |
| 3128X1HC3                    | FHLMC MTN              | 06/16/06 | 2.10%  | 5,000             | AAA            | 99.00        | 4,950                | 0.3%                       | 5,000              | 0.3%                     | -50                          | -1.0%                          | 2.10% | FRES    |
| 3128X2F83                    | FHLMC NTS              | 06/16/06 | 2.21%  | 3,000             | AAA            | 99.18        | 2,975                | 0.2%                       | 2,969              | 0.2%                     | 7                            | 0.2%                           | 2.79% | FRES    |
| 3133X4HD6                    | FHLB BDS               | 06/16/06 | 2.23%  | 2,520             | AAA            | 99.19        | 2,500                | 0.2%                       | 2,519              | 0.2%                     | -19                          | -0.8%                          | 2.25% | FRES    |
| 3133X7Y57                    | FHLB BDS               | 06/26/06 | 2.94%  | 3,700             | AAA            | 99.91        | 3,697                | 0.2%                       | 3,700              | 0.2%                     | -3                           | -0.1%                          | 2.94% | FRES    |
| 3136F4H49                    | FNMA NTS               | 06/29/06 | 2.68%  | 5,000             | AAA            | 99.94        | 4,997                | 0.3%                       | 4,995              | 0.3%                     | 2                            | 0.0%                           | 2.73% | FRES    |
| 3133X5KX5                    | FHLB BDS               | 06/30/06 | 2.07%  | 5,000             | AAA            | 98.84        | 4,942                | 0.3%                       | 5,000              | 0.3%                     | -58                          | -1.2%                          | 2.07% | FRES    |
| 31359MVM0                    | FNMA NTS               | 06/30/06 | 3.15%  | 5,000             | AAA            | 100.19       | 5,009                | 0.3%                       | 5,000              | 0.3%                     | 9                            | 0.2%                           | 3.15% | FRES    |
| 3138F3H90                    | FNMA NTS               | 06/30/06 | 2.00%  | 6,950             | AAA            | 98.81        | 6,868                | 0.4%                       | 6,949              | 0.4%                     | -81                          | -1.2%                          | 2.01% | FRES    |
| 31331TTV3                    | FFCB                   | 07/17/06 | 2.13%  | 2,000             | AAA            | 98.88        | 1,978                | 0.1%                       | 1,996              | 0.1%                     | -19                          | -0.9%                          | 2.21% | WEI     |
| 3133X5L63                    | FHLB BDS               | 07/21/06 | 2.00%  | 5,000             | AAA            | 98.66        | 4,933                | 0.3%                       | 5,000              | 0.3%                     | -67                          | -1.3%                          | 2.00% | FRES    |
| 3133X5LX4                    | FHLB BDS               | 07/21/06 | 2.14%  | 6,000             | AAA            | 98.88        | 5,933                | 0.4%                       | 6,000              | 0.4%                     | -66                          | -1.1%                          | 2.13% | FRES    |
| 31331T3L3                    | FFCB BDS               | 07/27/06 | 3.00%  | 6,000             | AAA            | 103.06       | 6,004                | 0.4%                       | 6,000              | 0.4%                     | 4                            | 0.1%                           | 3.00% | FRES    |
| 3133X5UN6                    | FHLB BDS               | 07/27/06 | 2.21%  | 5,000             | AAA            | 99.00        | 4,950                | 0.3%                       | 5,000              | 0.3%                     | -50                          | -1.0%                          | 2.21% | FRES    |
| 3133X5ZG6                    | FHLB BD                | 07/28/06 | 2.51%  | 5,000             | AAA            | 99.53        | 4,977                | 0.3%                       | 5,000              | 0.3%                     | -23                          | -0.5%                          | 2.51% | FRES    |
| 912828CQ1                    | US TREASURY            | 07/31/06 | 2.75%  | 500               | AAA            | 100.38       | 502                  | 0.0%                       | 501                | 0.0%                     | 1                            | 0.2%                           | 2.88% | WE      |
| 931142BN2                    | WAL-MART STORES INC    | 08/01/06 | 5.45%  | 900               | AA2            | 104.52       | 941                  | 0.1%                       | 964                | 0.1%                     | -13                          | -1.4%                          | 2.69% | WE      |
| 3136F33Q7                    | FNMA NTS               | 08/04/06 | 2.41%  | 5,000             | AAA            | 99.44        | 4,972                | 0.3%                       | 4,989              | 0.3%                     | -17                          | -0.3%                          | 2.50% | FRES    |
| 172967BH3                    | CITIGROUP INC          | 08/09/06 | 5.50%  | 4,500             | AA1            | 104.59       | 4,708                | 0.3%                       | 4,806              | 0.3%                     | -100                         | -2.1%                          | 2.84% | FRES    |
| 3133X0CG2                    | FHLB BDS               | 08/11/06 | 2.40%  | 5,000             | AAA            | 99.25        | 4,963                | 0.3%                       | 4,985              | 0.3%                     | -23                          | -0.5%                          | 2.50% | FRES    |
| 31359MS                      |                        |          |        |                   |                |              |                      |                            |                    |                          |                              |                                |       |         |

# County of Fresno Treasury Investment Pool

as of September 30, 2004

## Holdings Report by Maturity Date

| Cusip                        | Issuer              | Maturity | Coupon | Par Value (\$000) | Moody's Rating | Market Price | Market Value (\$000) | Percent Portfolio (Market) | Cost Value (\$000) | Percent Portfolio (Cost) | Unrealized Gain/Loss (\$000) | Unrealized Gain/Loss (Percent) | Yield | Manager |
|------------------------------|---------------------|----------|--------|-------------------|----------------|--------------|----------------------|----------------------------|--------------------|--------------------------|------------------------------|--------------------------------|-------|---------|
| <b>Over 1 Year continued</b> |                     |          |        |                   |                |              |                      |                            |                    |                          |                              |                                |       |         |
| 3133X06Y0                    | FHLB BDS            | 08/21/06 | 2.70%  | 5,000             | AAA            | 99.75        | 4,988                | 0.3%                       | 5,000              | 0.3%                     | -13                          | -0.3%                          | 2.70% | FRESNO  |
| 31331QWK9                    | FFCB                | 09/01/06 | 2.25%  | 5,000             | AAA            | 98.91        | 4,945                | 0.3%                       | 4,953              | 0.3%                     | -8                           | -0.2%                          | 2.75% | FRESNO  |
| 31331QWK9                    | FFCB                | 09/01/06 | 2.25%  | 2,000             | AAA            | 98.91        | 1,978                | 0.1%                       | 1,999              | 0.1%                     | -21                          | -1.1%                          | 2.26% | WELLE   |
| 3136F6AX7                    | FNMA NTS            | 09/07/06 | 4.00%  | 5,000             | AAA            | 100.75       | 5,038                | 0.3%                       | 5,051              | 0.3%                     | -13                          | -0.3%                          | 3.47% | FRESNO  |
| 3133X2FF7                    | FHLB BDS            | 09/08/06 | 3.02%  | 4,250             | AAA            | 100.34       | 4,265                | 0.3%                       | 4,250              | 0.3%                     | 15                           | 0.3%                           | 3.02% | FRESNO  |
| 3136F6BG3                    | FNMA NTS            | 09/14/06 | 3.00%  | 5,917             | AAA            | 100.13       | 5,924                | 0.4%                       | 5,917              | 0.4%                     | 7                            | 0.1%                           | 3.00% | FRESNO  |
| 3133X14N4                    | FHLB BDS            | 09/15/06 | 2.88%  | 5,000             | AAA            | 100.19       | 5,009                | 0.3%                       | 4,999              | 0.3%                     | 19                           | 0.4%                           | 2.97% | SGC     |
| 3133X14N4                    | FHLB                | 09/15/06 | 2.88%  | 1,800             | AAA            | 100.19       | 1,803                | 0.1%                       | 1,806              | 0.1%                     | -2                           | -0.1%                          | 2.72% | WELLE   |
| 311142AW3                    | WAL MART STORES INC | 09/15/06 | 8.00%  | 3,200             | AA2            | 109.35       | 3,499                | 0.2%                       | 3,654              | 0.2%                     | -155                         | -4.2%                          | 2.50% | FRESNO  |
| 31359MVK6                    | FNMA NTS            | 09/28/06 | 2.81%  | 5,000             | AAA            | 99.81        | 4,991                | 0.3%                       | 4,987              | 0.3%                     | 4                            | 0.1%                           | 2.94% | FRESNO  |
| 3133X53K2                    | FHLB BDS            | 09/29/06 | 2.30%  | 4,985             | AAA            | 98.88        | 4,909                | 0.3%                       | 4,965              | 0.3%                     | -56                          | -1.1%                          | 2.30% | FRESNO  |
| 3133X5PA0                    | FHLB BDS            | 09/29/06 | 2.06%  | 5,000             | AAA            | 98.44        | 4,922                | 0.3%                       | 5,000              | 0.3%                     | -78                          | -1.6%                          | 2.06% | FRESNO  |
| 31331Q2T3                    | FFCB BDS            | 10/03/06 | 2.20%  | 5,000             | AAA            | 98.69        | 4,934                | 0.3%                       | 5,000              | 0.3%                     | -66                          | -1.3%                          | 2.20% | FRESNO  |
| 31331TDY4                    | FFCB                | 10/04/06 | 3.20%  | 5,000             | AAA            | 100.00       | 5,000                | 0.3%                       | 5,000              | 0.3%                     | 0                            | 0.0%                           | 3.20% | FRESNO  |
| 0727GOAV2                    | BAYERISCHE LAND     | 10/18/06 | 2.60%  | 7,000             | AAA            | 99.44        | 6,960                | 0.4%                       | 6,990              | 0.4%                     | -30                          | -0.4%                          | 2.65% | FRESNO  |
| 3133X1JJ7                    | FHLB BDS WV06       | 10/20/06 | 2.75%  | 4,960             | AAA            | 99.03        | 4,912                | 0.3%                       | 4,960              | 0.3%                     | -48                          | -1.0%                          | 2.75% | FRESNO  |
| 3136F5R1                     | FNMA NTS            | 10/26/06 | 3.20%  | 5,000             | AAA            | 99.97        | 4,998                | 0.3%                       | 4,999              | 0.3%                     | -1                           | 0.0%                           | 3.21% | FRESNO  |
| 3136F5R1                     | FNMA NTS            | 10/26/06 | 3.20%  | 5,000             | AAA            | 99.97        | 4,998                | 0.3%                       | 5,000              | 0.3%                     | -2                           | 0.0%                           | 3.20% | FRESNO  |
| 3128X15E3                    | FHLMC NT            | 10/27/06 | 3.00%  | 1,200             | AAA            | 100.06       | 1,201                | 0.1%                       | 1,200              | 0.1%                     | 1                            | 0.1%                           | 3.00% | FRESNO  |
| 3133X66C5                    | FHLB BDS            | 10/30/06 | 2.78%  | 5,000             | AAA            | 99.72        | 4,988                | 0.3%                       | 5,000              | 0.3%                     | -14                          | -0.3%                          | 2.78% | FRESNO  |
| 3133X7WC4                    | FHLB BDS            | 11/03/06 | 3.10%  | 5,000             | AAA            | 99.88        | 4,994                | 0.3%                       | 5,000              | 0.3%                     | -6                           | -0.1%                          | 3.10% | FRESNO  |
| 31315PHN2                    | FAMC MTN            | 11/10/06 | 2.80%  | 9,000             | AAA            | 99.46        | 8,952                | 0.6%                       | 8,959              | 0.6%                     | -8                           | -0.1%                          | 2.96% | FRESNO  |
| 3133X73Z5                    | FHLB BDS            | 11/13/06 | 3.16%  | 5,000             | AAA            | 100.09       | 5,005                | 0.3%                       | 5,000              | 0.3%                     | 5                            | 0.1%                           | 3.16% | FRESNO  |
| 3128277F3                    | US TREAS NTS        | 11/15/06 | 3.50%  | 300               | AAA            | 101.75       | 305                  | 0.0%                       | 303                | 0.0%                     | 2                            | 0.7%                           | 3.24% | SGC     |
| 3128277F3                    | US TREAS NTS        | 11/15/06 | 3.50%  | 200               | AAA            | 101.75       | 204                  | 0.0%                       | 203                | 0.0%                     | 0                            | 0.2%                           | 3.10% | SGC     |
| 3128277F3                    | US TREAS NTS        | 11/15/06 | 3.50%  | 1,000             | AAA            | 101.75       | 1,018                | 0.1%                       | 1,032              | 0.1%                     | -14                          | -1.4%                          | 2.47% | SGC     |
| 3128277F3                    | US TREAS NTS        | 11/15/06 | 3.50%  | 3,900             | AAA            | 101.75       | 3,968                | 0.3%                       | 4,052              | 0.3%                     | -84                          | -2.1%                          | 2.01% | SGC     |
| 3128277F3                    | US TREAS NTS        | 11/15/06 | 3.50%  | 2,900             | AAA            | 101.75       | 2,951                | 0.2%                       | 2,957              | 0.2%                     | -6                           | -0.2%                          | 2.58% | SGC     |
| 3128277F3                    | US TREAS NTS        | 11/15/06 | 3.50%  | 960               | AAA            | 101.75       | 977                  | 0.1%                       | 981                | 0.1%                     | -4                           | -0.4%                          | 2.48% | SGC     |
| 3128277F3                    | US TREAS NTS        | 11/15/06 | 3.50%  | 4,900             | AAA            | 101.75       | 4,986                | 0.3%                       | 5,007              | 0.3%                     | -21                          | -0.4%                          | 2.47% | SGC     |
| 312828BP4                    | US TREASURY         | 11/15/06 | 2.63%  | 2,750             | AAA            | 99.97        | 2,749                | 0.2%                       | 2,774              | 0.2%                     | -25                          | -0.9%                          | 2.31% | WELLE   |
| 31359MTN3                    | FNMA                | 11/15/06 | 2.63%  | 500               | AAA            | 99.53        | 498                  | 0.0%                       | 504                | 0.0%                     | -6                           | -1.2%                          | 2.35% | WELLE   |
| 31359MTN3                    | FNMA                | 11/15/06 | 2.63%  | 400               | AAA            | 99.53        | 396                  | 0.0%                       | 403                | 0.0%                     | -5                           | -1.1%                          | 2.37% | WELLE   |
| 31359MTN3                    | FNMA                | 11/15/06 | 2.63%  | 500               | AAA            | 99.53        | 498                  | 0.0%                       | 503                | 0.0%                     | -6                           | -1.1%                          | 2.38% | WELLE   |
| 30331HHW6                    | US BANK NA          | 11/15/06 | 2.85%  | 1,000             | AA2            | 99.82        | 998                  | 0.1%                       | 1,000              | 0.1%                     | -2                           | -0.2%                          | 2.85% | WELLE   |
| 3133X6TL0                    | FHLB BDS            | 11/17/06 | 3.00%  | 5,000             | AAA            | 100.09       | 5,005                | 0.3%                       | 5,000              | 0.3%                     | 5                            | 0.1%                           | 3.00% | FRESNO  |
| 3133X6ZK5                    | FHLB BDS            | 11/28/06 | 3.10%  | 5,000             | AAA            | 100.09       | 5,005                | 0.3%                       | 5,000              | 0.3%                     | 5                            | 0.1%                           | 3.10% | FRESNO  |
| 3136F4B45                    | FNMA NTS            | 12/12/06 | 3.30%  | 5,000             | AAA            | 99.69        | 4,984                | 0.3%                       | 4,995              | 0.3%                     | -11                          | -0.2%                          | 3.33% | FRESNO  |
| 3128X1LD7                    | FHLMC MTN           | 12/26/06 | 2.25%  | 5,000             | AAA            | 98.57        | 4,929                | 0.3%                       | 5,000              | 0.3%                     | -72                          | -1.4%                          | 2.25% | FRESNO  |
| 3133X9P32                    | FHLB                | 12/26/06 | 2.32%  | 5,000             | AAA            | 98.63        | 4,931                | 0.3%                       | 5,000              | 0.3%                     | -69                          | -1.4%                          | 2.32% | FRESNO  |
| 3136F5R45                    | FNMA NTS            | 12/28/06 | 3.60%  | 5,000             | AAA            | 100.31       | 5,018                | 0.3%                       | 5,000              | 0.3%                     | 16                           | 0.3%                           | 3.60% | FRESNO  |
| 3136F4F58                    | FNMA NTS            | 12/29/06 | 3.13%  | 5,000             | AAA            | 100.19       | 5,009                | 0.3%                       | 4,972              | 0.3%                     | 38                           | 0.8%                           | 3.35% | FRESNO  |
| 36962GF41                    | GECC MTN            | 01/15/07 | 2.80%  | 5,000             | AAA            | 99.39        | 4,969                | 0.3%                       | 4,976              | 0.3%                     | -7                           | -0.1%                          | 3.02% | FRESNO  |
| 89233PMW3                    | TOYOTA MTR CR MTN   | 01/15/07 | 6.65%  | 2,000             | AAA            | 106.36       | 2,107                | 0.1%                       | 2,189              | 0.1%                     | -82                          | -2.9%                          | 2.74% | FRESNO  |
| 001388AA5                    | AIG SUNAMER GL 144A | 01/17/07 | 5.10%  | 6,000             | AAA            | 104.26       | 6,256                | 0.4%                       | 6,357              | 0.4%                     | -102                         | -1.6%                          | 3.24% | FRESNO  |
| 31359MTX1                    | FNMA                | 01/19/07 | 2.63%  | 1,100             | AAA            | 99.03        | 1,089                | 0.1%                       | 1,098              | 0.1%                     | -9                           | -0.8%                          | 2.68% | WELLE   |
| 3136F4T53                    | FNMA NTS            | 01/19/07 | 3.15%  | 5,000             | AAA            | 100.19       | 5,009                | 0.3%                       | 5,000              | 0.3%                     | 9                            | 0.2%                           | 3.16% | FRESNO  |
| 3133X3FD0                    | FHLB BDS SER 8S07   | 01/28/07 | 2.95%  | 5,000             | AAA            | 99.28        | 4,964                | 0.3%                       | 4,977              | 0.3%                     | -13                          | -0.3%                          | 3.16% | FRESNO  |
| 3128X3BK8                    | FHLMC MTN NTS       | 01/29/07 | 2.85%  | 5,000             | AAA            | 99.77        | 4,988                | 0.3%                       | 5,000              | 0.3%                     | -12                          | -0.2%                          | 2.85% | FRESNO  |
| 3136F43Q5                    | FNMA SU             | 02/09/07 | 2.00%  | 5,000             | AAA            | 99.78        | 4,989                | 0.3%                       | 4,984              | 0.3%                     | 5                            | 0.1%                           | 2.11% | FRESNO  |
| 3133X3KF9                    | FHLB BDS            | 02/13/07 | 2.85%  | 5,000             | AAA            | 99.59        | 4,980                | 0.3%                       | 4,979              | 0.3%                     | 1                            | 0.0%                           | 3.00% | FRESNO  |
| 312828BY6                    | US TREASURY         | 02/15/07 | 2.25%  | 1,000             | AAA            | 99.93        | 989                  | 0.1%                       | 1,003              | 0.1%                     | -13                          | -1.3%                          | 2.18% | WELLE   |
| 3133MLRJ6                    | FHLB BD             | 02/15/07 | 4.88%  | 300               | AAA            | 104.09       | 312                  | 0.0%                       | 311                | 0.0%                     | 1                            | 0.5%                           | 3.99% | SG      |
| 3133MLRJ6                    | FHLB BD             | 02/15/07 | 4.88%  | 200               | AAA            | 104.09       | 208                  | 0.0%                       | 211                | 0.0%                     | -2                           | -1.1%                          | 3.59% | SG      |
| 3133MLRJ6                    | FHLB BD             | 02/15/07 | 4.88%  | 900               | AAA            | 104.09       | 833                  | 0.1%                       | 861                | 0.1%                     | -28                          | -3.3%                          | 2.77% | SG      |
| 3133X06R5                    | FHLB                | 02/20/07 | 3.00%  | 5,000             | AAA            | 99.88        | 4,994                | 0.3%                       | 4,959              | 0.3%                     | 34                           | 0.7%                           | 3.26% | FRESNO  |
| 3136F6BM0                    | FNMA NTS            | 02/28/07 | 3.15%  | 5,000             | AAA            | 100.09       | 5,005                | 0.3%                       | 5,000              | 0.3%                     | 5                            | 0.1%                           | 3.15% | FRESNO  |
| 3136F6BM0                    | FNMA NTS            | 02/28/07 | 3.15%  | 5,000             | AAA            | 100.09       | 5,005                | 0.3%                       | 5,000              | 0.3%                     | 5                            | 0.1%                           | 3.15% | FRESNO  |
| 3133X4B34                    | FHLB BDS S/U        | 03/02/07 | 2.00%  | 5,000             | AAA            | 99.84        | 4,992                | 0.3%                       | 4,993              | 0.3%                     | 0                            | 0.0%                           | 2.05% | FRESNO  |
| 3134A4NW0                    | FHLMC               | 03/15/07 | 4.88%  | 720               | AAA            | 104.47       | 762                  | 0.0%                       | 789                | 0.0%                     | -17                          | -2.1%                          | 3.12% | SG      |
| 3134A4NW0                    | FHLMC               | 03/15/07 | 4.88%  | 950               | AAA            | 104.47       | 992                  | 0.1%                       | 1,021              | 0.1%                     | -28                          | -2.8%                          | 2.92% | SG      |
| 3134A4NW0                    | FHLMC               | 03/15/07 | 4.88%  | 9,500             | AAA            | 104.47       | 9,925                | 0.6%                       | 10,021             | 0.6%                     | -96                          | -1.0%                          | 3.22% | FRESNO  |
| 36962GXY5                    | GECC MTNA           | 03/15/07 | 5.38%  | 5,000             | AAA            | 105.25       | 5,262                | 0.3%                       | 5,549              | 0.3%                     | -288                         | -5.2%                          | 2.28% | FRESNO  |
| 36962GXY5                    | GECC MTNA           | 03/15/07 | 5.38%  | 4,381             | AAA            | 105.25       | 4,611                | 0.3%                       | 4,694              | 0.3%                     | -83                          | -1.8%                          | 3.10% | FRESNO  |
| 717081AK9                    | PFIZER INC          | 03/15/07 | 2.50%  | 1,000             | AAA            | 98.96        | 990                  | 0.1%                       | 999                | 0.1%                     | -9                           | -0.9%                          | 2.53% | WELLE   |
| 3133X5P36                    | FHLB BDS            | 03/28/07 | 2.55%  | 5,000             | AAA            | 98.78        | 4,939                | 0.3%                       | 5,000              | 0.3%                     | -61                          | -1.2%                          | 2.55% | FRESNO  |
| 3133X9P40                    | FHLB                | 03/30/07 | 2.45%  | 5,000             | AAA            | 98.59        | 5,620                | 0.4%                       | 5,696              | 0.4%                     | -77                          | -1.3%                          | 2.47% | FRESNO  |
| 3133X5PQ5                    | FHLB BDS            | 03/30/07 | 2.50%  | 5,000             | AAA            | 98.66        | 4,933                | 0.3%                       | 5,000              | 0.3%                     | -67                          | -1.3%                          | 2.50% | FRESNO  |
| 3133X6S25                    | FHLB BDS            | 04/30/07 | 3.10%  | 4,355             | AAA            | 99.94        | 4,352                | 0.3%                       | 4,355              | 0.3%                     | -3                           | -0.1%                          | 3.10% | FRESNO  |
| 3136F5VJ7                    | FNMA NTS            | 05/11/07 | 3.50%  | 5,000             | AAA            | 100.13       | 5,006                | 0.3%                       | 5,000              | 0.3%                     | 6                            | 0.1%                           | 3.50% | FRESNO  |
| 312828AC4                    | US TREAS NTS        | 05/15/07 | 4.38%  | 950               | AAA            | 103.99       | 988                  | 0.1%                       | 984                | 0.1%                     | 4                            | 0.4%                           | 3.02% | SG      |
| 3133MNPQ8                    | FHLB                | 05/15/07 | 4.88%  | 300               | AAA            | 104.47       | 313                  | 0.0%                       | 309                | 0.0%                     | 4                            | 1.4%                           | 4.17% | SG      |
| 3133MNPQ8                    | FHLB                | 05/15/07 | 4.88%  | 200               | AAA            | 104.47       | 209                  | 0.0%                       | 210                | 0.0%                     | -1                           | -0.6%                          | 3.89% | SG      |
| 3133MNPQ8                    | FHLB                | 05/15/07 | 4.88%  | 1,500             | AAA            | 104.47       | 1,567                | 0.1%                       | 1,591              | 0.1%                     | -24                          | -1.5%                          | 3.39% | SG      |
| 3134A4UR3                    | FHLMC               | 05/15/07 | 2.88%  | 2,750             | AAA            | 99.63        | 2,740                | 0.2%                       | 2,704              | 0.2%                     | 36                           | 1.3%                           | 3.48% | WELLE   |
| 3134A4UR3                    | FHLMC               | 05/15/07 | 2.88%  | 1,000             | AAA            | 99.63        | 996                  | 0.1%                       | 981                | 0.1%                     | 15                           | 1.6%                           | 3.58% | WELLE   |
| 3133X7BE3                    | FHLB BDS            | 06       |        |                   |                |              |                      |                            |                    |                          |                              |                                |       |         |

# County of Fresno Treasury Investment Pool

as of September 30, 2004

## Holdings Report by Maturity Date

| Cusip                        | Issuer                   | Maturity        | Coupon       | Per Value (\$000) | Moody's Rating | Market Price  | Market Value (\$000) | Percent Portfolio (Market) | Cost Value (\$000) | Percent Portfolio (Cost) | Unrealized Gain/Loss (\$000) | Unrealized Gain/Loss (Percent) | Yield        | Manag |
|------------------------------|--------------------------|-----------------|--------------|-------------------|----------------|---------------|----------------------|----------------------------|--------------------|--------------------------|------------------------------|--------------------------------|--------------|-------|
| <b>Over 1 Year continued</b> |                          |                 |              |                   |                |               |                      |                            |                    |                          |                              |                                |              |       |
| 31282UZL4                    | FGMLC #M90747            | 08/01/07        | 5.50%        | 343               | AAA            | 102.73        | 352                  | 0.0%                       | 355                | 0.0%                     | -3                           | -0.8%                          | 4.68%        | S(    |
| 3133X03K3                    | FHLB BDS                 | 08/13/07        | 3.00%        | 5,000             | AAA            | 99.47         | 4,973                | 0.3%                       | 5,000              | 0.3%                     | -27                          | -0.5%                          | 3.00%        | FRES  |
| 31359MWB5                    | FNMA                     | 08/15/07        | 3.00%        | 1,000             | AAA            | 99.58         | 996                  | 0.1%                       | 1,000              | 0.1%                     | -5                           | -0.5%                          | 2.99%        | WEL   |
| 31359MWB5                    | FNMA                     | 08/15/07        | 3.00%        | 1,800             | AAA            | 99.56         | 1,593                | 0.1%                       | 1,594              | 0.1%                     | -1                           | -0.1%                          | 3.13%        | WEL   |
| 31282UZU4                    | FGLMC #M90755            | 09/01/07        | 5.50%        | 946               | AAA            | 102.73        | 972                  | 0.1%                       | 982                | 0.1%                     | -10                          | -1.0%                          | 4.80%        | S(    |
| 3133X82V3                    | FHLB                     | 09/14/07        | 3.38%        | 1,500             | AAA            | 100.56        | 1,508                | 0.1%                       | 1,511              | 0.1%                     | -2                           | -0.2%                          | 3.12%        | WEL   |
| 3134A4RH9                    | FHLMC                    | 08/15/07        | 3.50%        | 1,000             | AAA            | 101.03        | 1,010                | 0.1%                       | 1,027              | 0.1%                     | -16                          | -1.6%                          | 2.87%        | S(    |
| 31331SAM5                    | FFCB BDS                 | 09/27/07        | 3.28%        | 4,580             | AAA            | 100.00        | 4,580                | 0.3%                       | 4,577              | 0.3%                     | 3                            | 0.1%                           | 3.30%        | FRES  |
| 3133X1PU5                    | FHLB BDS                 | 10/22/07        | 3.83%        | 5,000             | AAA            | 100.00        | 5,000                | 0.3%                       | 4,970              | 0.3%                     | 30                           | 0.6%                           | 3.79%        | FRES  |
| 31359MPZ0                    | FNMA                     | 11/15/07        | 3.25%        | 500               | AAA            | 100.00        | 500                  | 0.0%                       | 505                | 0.0%                     | -5                           | -1.0%                          | 3.03%        | S(    |
| 139732EN7                    | CAPITAL AUTO REC ASSET   | 11/15/07        | 2.00%        | 1,000             | AAA            | 98.96         | 990                  | 0.1%                       | 999                | 0.1%                     | -9                           | -0.9%                          | 2.03%        | WEL   |
| 31339XYZ1                    | FHLB BDS JL07            | 12/26/07        | 2.50%        | 5,000             | AAA            | 97.59         | 4,880                | 0.3%                       | 4,990              | 0.3%                     | -110                         | -2.2%                          | 2.55%        | FRES  |
| 31400J5Z8                    | FNMA #689464             | 01/01/08        | 7.00%        | 388               | AAA            | 104.23        | 384                  | 0.0%                       | 393                | 0.0%                     | -9                           | -2.3%                          | 5.41%        | S     |
| 55262TFR9                    | MBNA MASTER CRED CRD TR  | 01/15/08        | 6.90%        | 1,500             | AAA            | 103.86        | 1,558                | 0.1%                       | 1,611              | 0.1%                     | -53                          | -3.3%                          | 4.74%        | WEL   |
| 3133MXFT1                    | FHLB                     | 03/14/08        | 2.75%        | 750               | AAA            | 98.25         | 737                  | 0.0%                       | 761                | 0.0%                     | -24                          | -3.2%                          | 2.41%        | S     |
| 3133MXFT1                    | FHLB                     | 03/14/08        | 2.75%        | 1,250             | AAA            | 98.25         | 1,228                | 0.1%                       | 1,209              | 0.1%                     | 19                           | 1.5%                           | 3.52%        | S     |
| 3133X75L4                    | FHLB BDS                 | 05/19/08        | 4.10%        | 5,000             | AAA            | 101.09        | 5,055                | 0.3%                       | 5,000              | 0.3%                     | 55                           | 1.1%                           | 4.10%        | FRES  |
| 3126X1EB9                    | FHLB                     | 06/04/08        | 3.25%        | 5,000             | AAA            | 99.53         | 4,977                | 0.3%                       | 5,000              | 0.3%                     | -23                          | -0.5%                          | 3.25%        | FRES  |
| 31339XP73                    | FHLB                     | 06/30/08        | 2.13%        | 5,000             | AAA            | 99.75         | 4,988                | 0.3%                       | 5,000              | 0.3%                     | -13                          | -0.3%                          | 2.13%        | FRES  |
| 31339XQ56                    | FHLB                     | 06/30/08        | 3.00%        | 1,350             | AAA            | 98.47         | 1,329                | 0.1%                       | 1,349              | 0.1%                     | -19                          | -1.4%                          | 3.02%        | FRES  |
| 31339XQN7                    | FHLB S/U                 | 07/02/08        | 2.00%        | 5,000             | AAA            | 99.44         | 4,972                | 0.3%                       | 5,000              | 0.3%                     | -28                          | -0.6%                          | 2.00%        | FRES  |
| 3128X1QD2                    | FHLMC MTN1               | 07/09/08        | 3.00%        | 5,000             | AAA            | 98.50         | 4,925                | 0.3%                       | 5,000              | 0.3%                     | -75                          | -1.5%                          | 3.00%        | FRES  |
| 3128X1QD2                    | FHLMC MTN1               | 07/09/08        | 3.00%        | 5,000             | AAA            | 98.50         | 4,925                | 0.3%                       | 5,000              | 0.3%                     | -75                          | -1.5%                          | 3.00%        | FRES  |
| 31339YAQ5                    | FHLB BDS                 | 07/16/08        | 3.08%        | 5,000             | AAA            | 98.66         | 4,933                | 0.3%                       | 4,992              | 0.3%                     | -59                          | -1.2%                          | 3.11%        | FRES  |
| 31339YDR0                    | FHLB BDS                 | 07/22/08        | 3.05%        | 5,000             | AAA            | 98.53         | 4,927                | 0.3%                       | 5,000              | 0.3%                     | -73                          | -1.5%                          | 3.05%        | FRES  |
| 3133X06D6                    | FHLB                     | 08/11/08        | 3.80%        | 1,818             | AAA            | 100.03        | 1,819                | 0.1%                       | 1,818              | 0.1%                     | 1                            | 0.0%                           | 3.80%        | FRES  |
| 31359MSQ7                    | FNMA NTS                 | 08/15/08        | 3.25%        | 10,000            | AAA            | 99.16         | 9,916                | 0.6%                       | 9,668              | 0.6%                     | 248                          | 2.6%                           | 4.00%        | FRES  |
| 31331T4S7                    | FFCB BDS                 | 08/18/08        | 3.99%        | 5,000             | AAA            | 100.25        | 5,013                | 0.3%                       | 4,998              | 0.3%                     | 14                           | 0.3%                           | 4.00%        | FRES  |
| 912828BM1                    | US TREASURY              | 10/15/08        | 3.13%        | 1,000             | AAA            | 99.85         | 999                  | 0.1%                       | 982                | 0.1%                     | 17                           | 1.7%                           | 3.59%        | S     |
| 3128X2BR5                    | FHLMC MTN                | 11/25/08        | 4.00%        | 5,000             | AAA            | 100.87        | 5,043                | 0.3%                       | 4,975              | 0.3%                     | 68                           | 1.4%                           | 4.11%        | FRES  |
| 36966RLY0                    | GECC NOTZ SR NTS         | 01/15/09        | 3.60%        | 5,000             | AAA            | 98.53         | 4,926                | 0.3%                       | 5,000              | 0.3%                     | -74                          | -1.5%                          | 3.60%        | FRES  |
| 17305ECA1                    | CITIBANK CRED CRD ISS TR | 01/20/09        | 2.55%        | 1,300             | AAA            | 98.91         | 1,286                | 0.1%                       | 1,287              | 0.1%                     | -1                           | -0.1%                          | 2.79%        | WEL   |
| 36F43F9                      | FNMA NTS                 | 01/30/09        | 4.00%        | 5,000             | AAA            | 100.03        | 5,002                | 0.3%                       | 5,000              | 0.3%                     | 2                            | 0.0%                           | 4.00%        | FRES  |
| 36F43X0                      | FNMA BDS                 | 02/19/09        | 4.00%        | 5,000             | AAA            | 100.03        | 5,002                | 0.3%                       | 5,000              | 0.3%                     | 2                            | 0.0%                           | 4.00%        | FRES  |
| 3133X44B4                    | FHLB BDS S/U             | 02/25/09        | 2.10%        | 2,400             | AAA            | 99.97         | 2,399                | 0.2%                       | 2,400              | 0.2%                     | -1                           | 0.0%                           | 2.10%        | FRES  |
|                              |                          | 09/21/06        | 3.05%        | 998,121           | AAA            | 100.20        | 1,000,167            | 63.1%                      | 1,008,104          | 63.1%                    | -7,937                       | -0.8%                          | 2.56%        |       |
| <b>Total Portfolio</b>       |                          | <b>02/15/06</b> | <b>3.11%</b> | <b>1,582,302</b>  | <b>AAA</b>     | <b>100.22</b> | <b>1,585,773</b>     | <b>100.0%</b>              | <b>1,598,693</b>   | <b>100.0%</b>            | <b>-12,920</b>               | <b>-0.8%</b>                   | <b>2.24%</b> |       |

All commercial paper ratings were provided by Fresno

## GLOSSARY OF TERMS

**Average Maturity** - The weighted average time to principal repayment. Useful as an approximation of a single maturity where the mean or average maturity is used to describe the life of the instrument.

**Bankers Acceptance** - Money market instrument created from transactions involving foreign trade. In its simplest form, a bankers acceptance is a check, drawn on bank by an importer or exporter of goods.

**Basis Point** - 1/100th of 1%.

**Certificate of Deposit** - A short term money market instrument representing a receipt from a bank for a deposit at a specified rate of interest for a specified period of time.

**Coupon Rate** - The annual interest paid of a fixed-income instrument.

**Commercial Paper** - Money Market instrument representing a short-term promissory note of a large corporation at a specified rate of return for a specified period of time.

**Current Yield** - A bond's coupon expressed as a percentage of the bond's market price.

**Discount Rate** - The interest rate used to translate a future value into a present value.

**Duration** - Often times referred to as Macaulay's duration is a fixed income measure of price sensitivity to changes in yields. It is calculated by taking a weighted average of the time periods to receipt of the present value of the cash flows from a fixed income instrument.

**Federal Home Loan Mortgage Corporation** - Also known as "FHLMC" and Freddie Mac. FHLMC is a Private Corporation authorized by Congress, which sells notes, participation certificates and other mortgage obligations backed by mortgage pools.

**Federal National Mortgage Association** - Also known as "FNMA" and Fannie Mae. A private corporation which buys and sells residential mortgages insured by FHA or guaranteed by VA. FNMA also issues notes, participation certificates and other mortgage obligations backed by mortgage pools.

**Government National Mortgage Corporation** - Also known as "GNMA" and Ginnie Mae. A wholly-owned U.S. government corporation. GNMA issues and guarantees mortgage-backed securities which are backed by the full faith and credit of the United States Government.

**Repurchase Agreement** - Short term collateralized loan at a specified rate for a specified period, used by large investors as an alternative for cash investments.

**Yield to Maturity** - The internal rate of return of a standard bond held to maturity.

**RATING SERVICE**                      **RATING CATEGORY**                      **RATING DEFINITION**

|  |   |   |
|--|---|---|
| <b>Moody's</b>                           | AAA<br>AA<br>A<br>BAA<br>BA<br>B<br>CAA<br>CA<br>C            | Best Quality<br>High Quality<br>Upper-medium grade<br>Medium grade obligations<br>Judged to have speculative elements<br>Lack characteristics of desirable investment<br>Investment in poor standing<br>Speculative in a high degree<br>Poor prospect of attaining investment standing  |
| <b>Moody's - Modifiers</b>               | 1,2, and 3  | Rankings within rating category   |
| <b>Moody's - Commercial Paper</b>        | Prime-1<br>Prime-2<br>Prime-3<br>Not Prime                    | Superior ability for repayment<br>Strong ability for repayment<br>Acceptable ability for repayment<br>Do not fall in top 3 rating categories  |
| <b>Standard &amp; Poors</b>              | AAA<br>AA<br>A<br>BBB<br>BB<br>B<br>CCC<br>CC<br>C<br>C1<br>D | Highest rating<br>Strong capacity for repayment<br>Strong capacity for repayment but less than AA category<br>Adequate capacity for repayment<br>Speculative<br>Greater vulnerability to default than BB category<br>Identifiable vulnerability to default<br>Subordinated debt of issues ranked in CCC category<br>Subordinated debt of issues ranked in CCC category<br>Income bonds where no interest is paid<br>Default |
| <b>Standard &amp; Poors - Modifiers</b>  | (+) or (-)  | Rankings within rating category   |
| <b>Standard &amp; Poors - Commercial</b> | A-1<br>A-2<br>A-3<br>B<br>C<br>D                              | Highest degree of safety<br>Timely repayment characteristics is satisfactory<br>Adequate capacity for repayment<br>Speculative<br>Doubtful repayment<br>Default   |

STATE CENTER COMMUNITY COLLEGE DISTRICT  
1525 E. Weldon  
Fresno, California 93704

PRESENTED TO BOARD OF TRUSTEES

DATE: December 7, 2004

---

SUBJECT: Consideration to Approve 2005-06  
Residence Hall Rate, Reedley College

ITEM NO. 04-224

---

EXHIBIT: None

---

Background:

It is necessary that the residence hall rental rate at Reedley College be established early in order that the information may be published in the college publications so that incoming students for 2005-06 can be properly informed. Because of an increase in the cost of operations, it is appropriate to raise the fees for the 2005-06 academic year. The current rental rate is \$2,100 (\$1,050 per semester), plus a nonrefundable contract fee of \$125. It is proposed that the 2005-06 residence hall rental rate be established at \$2,220 (\$1,110 per semester), plus a nonrefundable contract fee of \$125.

Fiscal Impact:

Dormitory Fund Revenue Increase: \$22,200.

Recommendation:

It is recommended that the Board of Trustees establish the residence hall annual rate for 2005-06 at \$2,220, plus a nonrefundable contract fee of \$125.

STATE CENTER COMMUNITY COLLEGE DISTRICT  
1525 E. Weldon  
Fresno, California 93704

PRESENTED TO BOARD OF TRUSTEES

DATE: December 7, 2004

---

SUBJECT: Consideration to Approve Agreement with  
California Department of Education for Child  
Development Center Instructional Materials,  
Fresno City College

ITEM NO. 04-225

---

EXHIBIT: Resolution

---

Background:

The District has been notified of receipt of a grant from the California Department of Education to purchase materials and supplies for the Child Development Program at Fresno City College. The grant in the amount of \$554 is for the period July 1, 2004, through June 30, 2005.

Recommendation:

It is recommended that the Board of Trustees:

- a) adopt a Resolution authorizing the District, on behalf of Fresno City College, to enter into an Agreement for Child Development Center Instructional Materials in the amount of \$554 for the period July 1, 2004, through June 30, 2005; and
- b) authorize the Chancellor or Vice Chancellor, Finance and Administration, to sign the Agreement on behalf of the District.

## RESOLUTION

This Resolution must be adopted in order to certify the approval of the Governing Board to enter into this transaction with the California Department of Education for the purpose of conducting activities associated with funding for instructional materials and supplies for the Fresno City College Child Development Center and to authorize the designated personnel to sign contract documents for the period July 1, 2004, through June 30, 2005.

## RESOLUTION

BE IT RESOLVED that the Governing Board of the State Center Community College District authorizes entering into Local Agreement Number FIMS-4105 and that the persons who are listed below are authorized to sign the transaction for the Governing Board.

| NAME                | TITLE   | SIGNATURE |
|---------------------|---|-----------|
| Thomas A. Crow      | Chancellor                                    |           |
| Douglas R. Brinkley | Vice Chancellor<br>Finance and Administration |           |

PASSED AND ADOPTED this 7th day of December, 2004, by the Governing Board of the State Center Community College District of Fresno County, California.

I, Isabel Barreras, Clerk of the Governing Board of State Center Community College District of Fresno County, California, certify that the foregoing is a full, true, and correct copy of a Resolution adopted by the said Board at a regular meeting thereof held at a regular public place of meeting and the Resolution is on file in the office of said Board.

\_\_\_\_\_  
(Clerk's Signature)

\_\_\_\_\_  
12/7/04

(Date)



STATE CENTER COMMUNITY COLLEGE DISTRICT  
1525 E. Weldon  
Fresno, California 93704

PRESENTED TO BOARD OF TRUSTEES

DATE: December 7, 2004

---

SUBJECT: Consideration to Authorize Agreement with  
the Foundation for California Community  
Colleges for a Temporary Assistance for Needy  
Families (TANF) - Child Development Careers  
Grant, Fresno City College

ITEM NO. 04-226

---

EXHIBIT: None

---

Background:

The District has recently been notified of receipt of a Temporary Assistance for Needy Families (TANF) - Child Development Careers grant from the Foundation for California Community Colleges. Fresno City College staff will recruit, train, and design career plans for students, oversee students' placement with mentors, and place students on a campus lab school site or local mentor site to satisfy their practicum and/or work experience program requirements. This Agreement, which provides funding in the amount of \$22,210, is for the period June 1, 2004, through May 31, 2005.

Recommendation:

It is recommended that the Board of Trustees:

- a) authorize the District, on behalf of Fresno City College, to enter into an Agreement with the Foundation for California Community Colleges to recruit and train students interested in pursuing a career in Early Childhood Education with funding in the amount of \$22,210 for the period June 1, 2004, through May 31, 2005;
- b) authorize renewal of the Agreement with similar terms and conditions; and
- c) authorize the Chancellor or Vice Chancellor, Finance and Administration, to sign the Agreement on behalf of the District.

STATE CENTER COMMUNITY COLLEGE DISTRICT  
1525 E. Weldon  
Fresno, California 93704

PRESENTED TO BOARD OF TRUSTEES

DATE: December 7, 2004

---

SUBJECT: Consideration to Adopt Resolution Authorizing Agreement with California Department of Education for Tech Prep Transportation Industry Sector Project, State Center Consortium

ITEM NO. 04-227

---

EXHIBIT: Resolution

---

Background:

The District has recently been notified that the State Center Consortium has received funding from the California Department of Education for a Tech Prep Transportation Industry Sector Project. This is the third year funding has been received for this grant. Years one and two focused on Articulated Curriculum Models and Multi-measure Assessments. This year the focus will be to provide staff development programs for the following career pathways: Air Transportation, Land Transportation, and Water Transportation. This Agreement, which provides funding in the amount of \$53,097, is for the period October 1, 2004, through September 30, 2005.

Recommendation:

It is recommended that the Board of Trustees:

- a) adopt a Resolution authorizing the District, on behalf of the State Center Consortium, to enter into an Agreement with the California Department of Education to fund a Tech Prep Transportation Industry Sector Project in the amount of \$53,097 for the period of October 1, 2004, through September 30, 2005; and
- b) authorize the Chancellor or Vice Chancellor, Finance and Administration, to sign the Agreement on behalf of the District.

STATE CENTER COMMUNITY COLLEGE DISTRICT  
1525 E. Weldon  
Fresno, California 93704

PRESENTED TO BOARD OF TRUSTEES

DATE: December 7, 2004

---

SUBJECT: Consideration of Bids, Electrical  
Rehab Project, Reedley College

ITEM NO. 04-228

---

EXHIBIT: None

---

Background:

Bid #0405-08 provides for the rehabilitation of selected electrical systems at the Reedley College campus. This project consists of all labor and materials necessary to separate high- and low-voltage systems in various electrical vaults and to replace cabling for two high-voltage circuits to the classroom wings. The work includes new feeder wiring, conduit, power distribution equipment, panel boards, access panels, excavation, backfill, and other related items of work. Any critical work requiring power interruption will be done during the holiday period to minimize down time to the affected areas. This project was necessitated by the need to separate high- and low-voltage underground services at the Reedley College campus.

Funding for this project will be provided by the State Scheduled Maintenance and Repair Program. The engineer's estimate for this project is \$80,000.00. Bids were received from three (3) contractors as follows:

| <u>Bidder</u>                | <u>Award Amount</u> |
|------------------------------|---------------------|
| Valley Unique Electric, Inc. | \$ 69,650.00        |
| TNJ Electric, Inc.           | \$ 89,149.00        |
| A-C Electric Company         | \$129,987.00        |

Fiscal Impact:

\$ 69,650.00 – State Scheduled Maintenance and Repair Program Funds

Recommendation:

It is recommended that the Board of Trustees award Bid #0405-08 in the amount of \$69,650.00 to Valley Unique Electric, Inc., the lowest responsible bidder for the Electrical Rehab Project at Reedley College, and authorize the Chancellor or Vice Chancellor, Finance and Administration, to sign an Agreement on behalf of the District.

STATE CENTER COMMUNITY COLLEGE DISTRICT  
1525 E. Weldon  
Fresno, California 93704

PRESENTED TO BOARD OF TRUSTEES

DATE: December 7, 2004

---

SUBJECT: Consideration to Authorize Cooperative  
Agreement with Clovis Unified School  
District for Off-site Development,  
Willow/International Center

ITEM NO. 04-229

---

EXHIBIT: None

---

Background:

At the onset of developing the Willow/International Center site it was determined that State Center Community College District could benefit from partnering with Clovis Unified School District in the development and construction of the necessary street and underground improvements required by the City of Fresno. This partnership has allowed the Districts to better coordinate the development of each party's infrastructure to include the full development of International Avenue, the installation of traffic signals at the intersections of International and Willow and International and Chestnut Avenues, and the burial of the Enterprise Canal in International Avenue and across District property.

The Agreement details the project expenses and the split of the expenses between the two Districts, the manner of payment, the overhead to be charged by Clovis Unified for the management of the project, and the manner of payment for the work. The major elements of the Agreement include:

1. **Project Expense Split**  
**State Center Community College District**
  - a. 100% of the cost to install street and utility improvements on Willow Avenue from International south to Behymer
  - b. 50% of the cost to install street and utility improvements on International between Chestnut and Willow Avenues, including the burial of the Enterprise Canal from the corner of Willow and International Avenues to the City of Fresno water treatment plant
  - c. 100% of the cost to install a 60-inch water line for the City of Fresno from the Friant Canal to the water treatment plant on District property  
(Under a separate Agreement between the State Center Community College District and the City of Fresno, this cost will be reimbursed 100%.)

- d. 100% of the cost to install street and utility improvements on Chestnut south of International

**Clovis Unified School District**

- e. 100% of the cost to install street and utility improvements on Willow Avenue from International north
- f. 50% of the cost to install street and utility improvements on International between Chestnut and Willow Avenues, including the burial of the Enterprise Canal from the corner of Willow and International Avenues to the City of Fresno water treatment plant
- g. Canal from the corner of Willow and International Avenues to the City of Fresno water treatment plant
- h. 100% of the cost to install street and utility improvements on Chestnut north of International

**2. Project Payment**

At the time of the bid award, State Center Community College District agrees to make a payment to Clovis Unified School District equal to 25% of the bid award for SCCCD's portion of the total project, less an amount equal to the interest that would be earned from the date of deposit until the date of completion. After the initial payment CUSD will invoice SCCCD with progress payments throughout the rest of the project. The project payments shall include the cost of construction, construction management, and the indirect costs associated with the preparation of bids, bid documents, payment to contractors, and coordination/management of the project.

Fiscal Impact:

Fiscal impact is estimated to be:

|                       |               |
|-----------------------|---------------|
| State Funding         | \$4.5 Million |
| District Bond Funding | \$1.0 Million |
| Total Project         | \$5.5 Million |

Recommendation:

It is recommended that the Board of Trustees:

- a) authorize entering into a Cooperative Agreement with the Clovis Unified School District for development of off-site improvements for the Willow/International Center site; and
- b) authorize the Chancellor or Vice Chancellor, Finance and Administration, to sign the Agreement on behalf of the District.